

# AMT



## Weekly Livestock Report #38 20 September 2021



[www.amtrends.co.za](http://www.amtrends.co.za)

Inquiries:  
Cell: 073 140 2698  
E-mail: [info@amtrends.co.za](mailto:info@amtrends.co.za)

# BEEF



## Weekly Market Report

**Live Weaner**  
**R38.11**  
**PER KG (LIVE)**

**A2/A3**  
**R51.78**  
**per kg**

**C2/C3**  
**R44.41**  
**per kg**

### Market feel:

Demand is staying on a higher level which is supporting prices that remain relatively stable on a higher level. However, weaner prices trended upward the past week due to lower supplies. It is still expected that this price can continue to trend upward as we move closer to the end of the year. A and C grade prices can remain on a sideways/upward trend as we move towards the end of the year.

Beef (Excl VAT) - Producer selling prices in c/kg

Week ending	11-Sep-20	20-Aug-21	27-Aug-21	03-Sep-21	10-Sep-21	Preliminary 17-Sep-21
Class A2/3	4585	5078	5102	5169	5178	5160
Class AB2/3	4484	5087	5076	5198	5092	5097
Class B2/3	4224	4795	4780	4922	4916	4890
Class C2/3	3974	4429	4464	4401	4441	4450
Weaners (200-240kg) (R/kg)	36.37	38.04	38.16	37.49	38.04	38.11
Feedlot hides (green) (R/kg)	1.34	7.55	8.01	6.96	7.70	
Veld hides (green) (R/kg)	0.79	7.11	7.63	6.30	7.17	

### Price movements

**Weaners** - The price is 0.18% higher compared to the previous week, 0.17% higher than a month ago and 4.78% higher than last year the same time. Based on historic trends, the price can trend downward over the coming week.

**A2/3** - The price is 0.17% higher compared to the previous week, 1.96% higher than a month ago and 12.93% higher than last year the same time. Based on historic trends, the price can trend downward over the coming week.

**C2/3** - The price is 0.90% higher compared to the previous week, 0.28% higher than a month ago and 11.75% higher than last year the same time. Based on historic trends, the price can trend upward over the coming week.

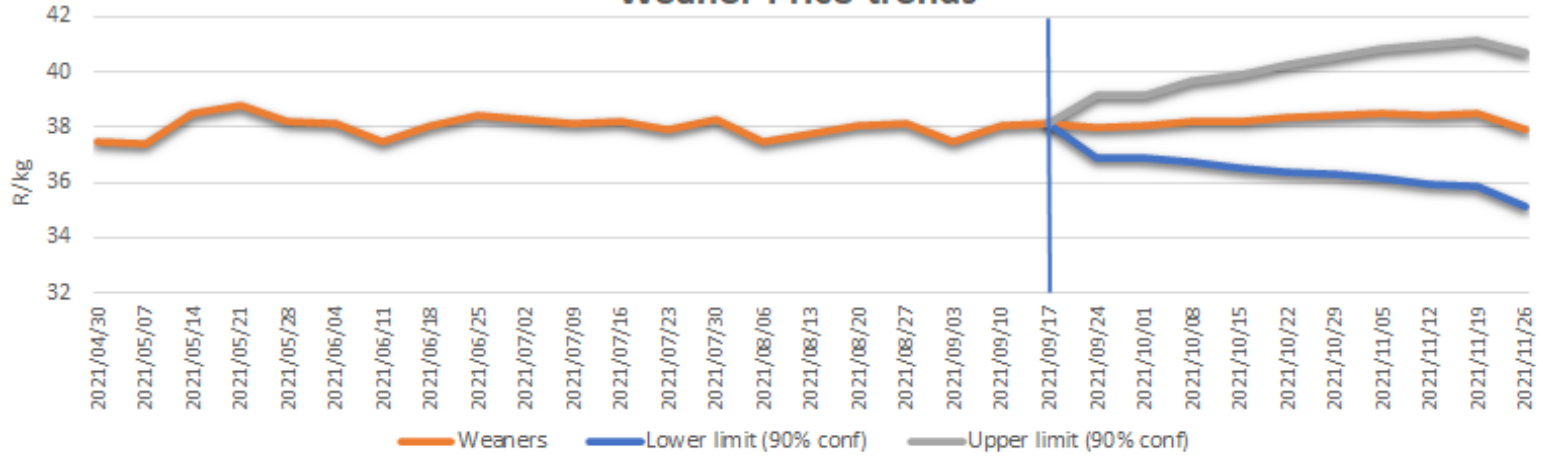


# BEEF

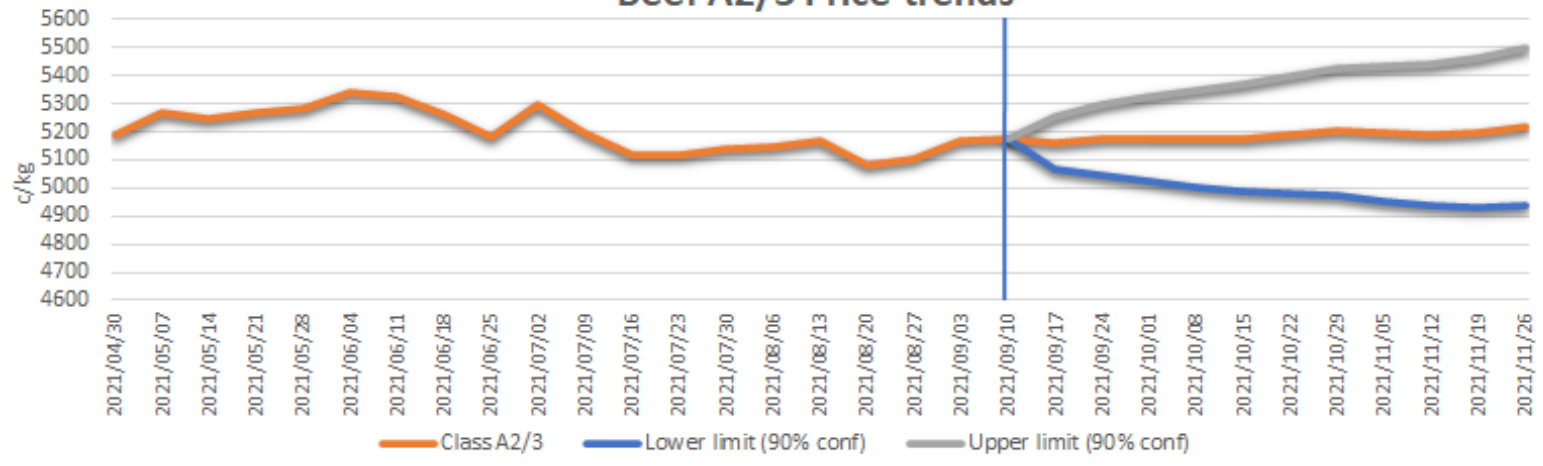


## Weekly Market Report

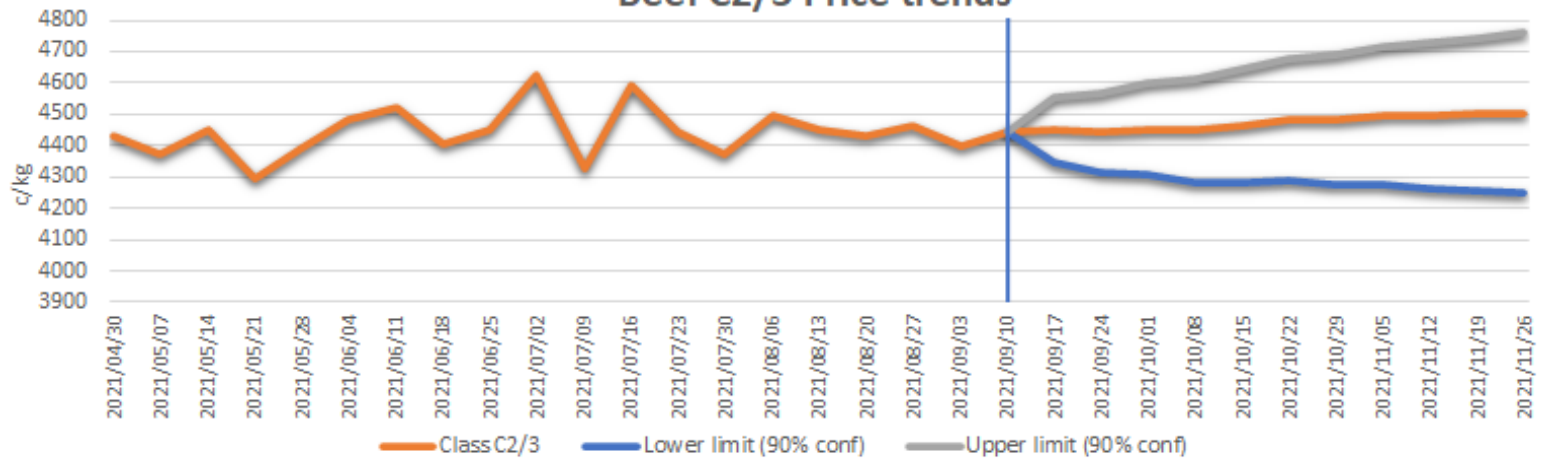
### Weaner Price trends



### Beef A2/3 Price trends



### Beef C2/3 Price trends



Disclaimer: Any forward-looking statements reflect AMT's current views with respect to future events and are not a guarantee of future performance or developments. You are strongly cautioned that reliance on any forward-looking statements involves known and unknown risks and uncertainties.



# MUTTON



## Weekly Market Report

**Feeder Lamb**  
**R43.06**  
PER KG (LIVE)

**A2/A3**  
**R88.24**  
per kg

**C2/C3**  
**R68.33**  
per kg

### Market feel:

There is still resistance towards high prices at the moment from consumers, which coupled with higher expected supply of lambs has added to the pressure on prices. However, demand is staying higher compared to previous years and we therefore expected the lamb price to stabilise soon and trend sideways over the next month or so.

Mutton (Excl VAT) - Producer selling prices in c/kg

Week ending	11-Sep-20	20-Aug-21	27-Aug-21	03-Sep-21	10-Sep-21	Preliminary 17-Sep-21
Class A2/3	8805	9343	9304	9131	8824	8871
Class AB2/3	7549	7919	8044	7947	7763	7827
Class B2/3	6856	7457	7569	7556	7321	7334
Class C2/3	6644	7180	7233	7149	6833	6903
Feeder lambs (R/kg)	45.28	45.08	44.60	44.27	44.10	43.06
Dorper skins (feedlot, green) (R/skin)	27.40	35.64	38.73	38.75	36.63	
Merino skins (feedlot, green) (R/skin)	43.57	64.00	64.00	64.00	65.00	

### Price movements

**Lambs** - The price is 2.37% lower compared to the previous week, 4.48% lower than a month ago and 4.90% lower than last year the same time. Based on historic trends, the price can trend upward over the coming week.

**A2/3** - The price is 3.36% lower compared to the previous week, 5.56% lower than a month ago and 0.21% higher than last year the same time. Based on historic trends, the price can trend upward over the coming week.

**C2/3** - The price is 4.42% lower compared to the previous week, 4.83% lower than a month ago and 2.85% higher than last year the same time. Based on historic trends, the price can trend upward over the coming week.

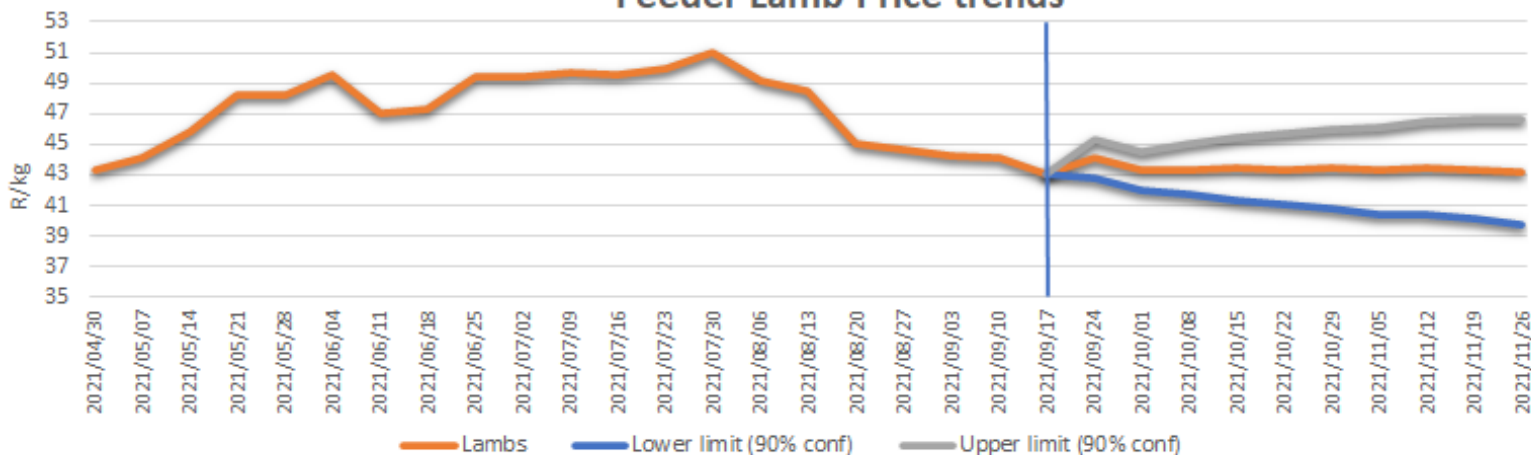


# MUTTON

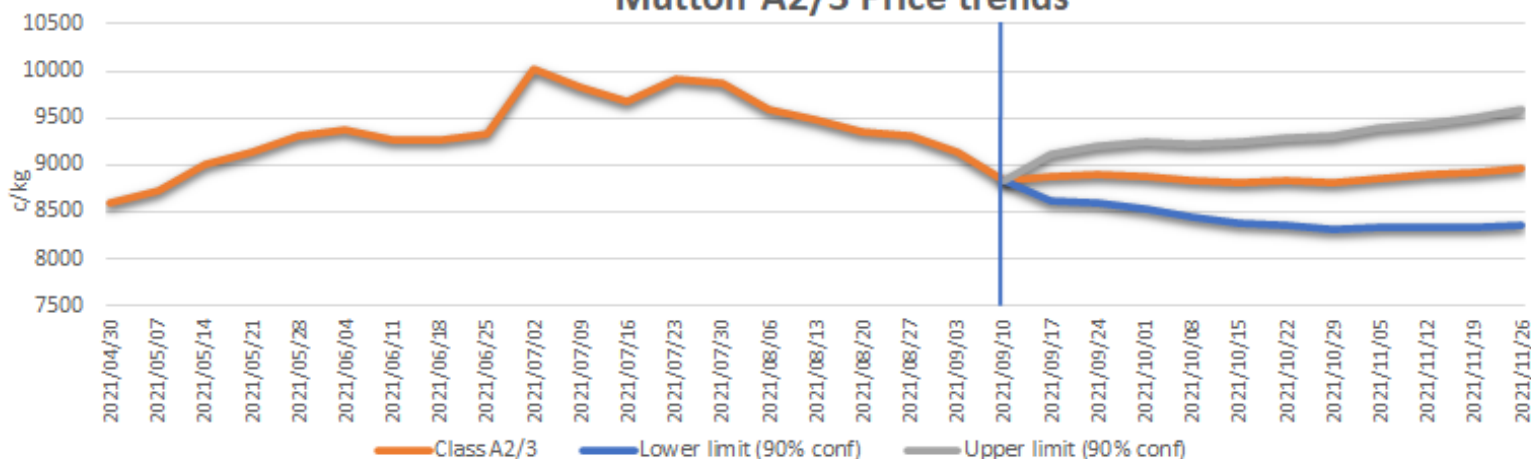


## Weekly Market Report

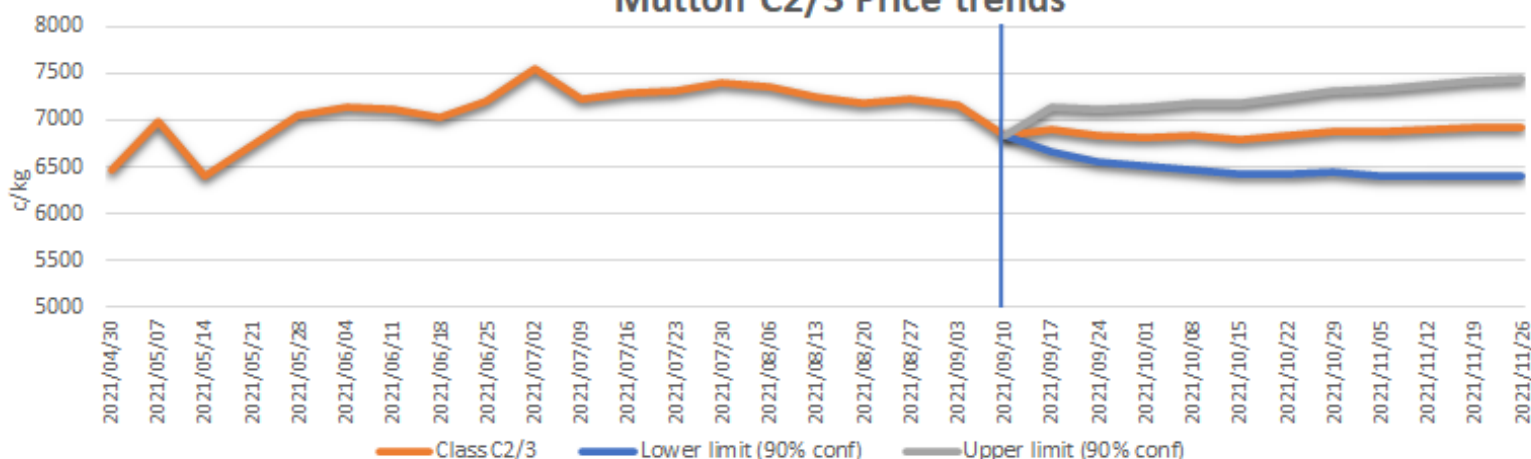
### Feeder Lamb Price trends



### Mutton A2/3 Price trends



### Mutton C2/3 Price trends



Disclaimer: Any forward-looking statements reflect AMT's current views with respect to future events and are not a guarantee of future performance or developments. You are strongly cautioned that reliance on any forward-looking statements involves known and unknown risks and uncertainties.

# GOATS



## Weekly Market Report

**Large Goats**  
**R38.63**  
per kg

**Small Goats**  
**R66.45**  
per kg

**Ewes**  
**R46.04**  
per kg

### Market feel:

Prices are extremely high at the moment due to limited supply and demand that remains on a higher level. The recent drought towards the western production areas resulted in lower than usual herd and slaughter numbers. Based on seasonality, these prices can gradually start to decrease as there is some resistance towards higher prices at the moment.

Goats (Excl VAT) - Producer selling prices in R/kg

Preliminary

Week ending	18-Sep-20	27-Aug-21	03-Sep-21	10-Sep-21	17-Sep-21	24-Sep-21
Large goats (>40kg)	48.82	41.40	40.56	39.38	38.63	41.16
Medium goats (30-40kg)	55.59	53.22	53.86	55.70	52.65	55.81
Small goats (<30kg)	67.92	74.00	68.00	67.98	66.45	70.22
Ewes	41.56	45.36	46.58	47.44	46.04	47.11

### Price movements

**Large** - The price is 1.90% lower compared to the previous week, 6.69% lower than a month ago and 20.88% lower than last year the same time. Based on historic trends, the price can trend upward over the coming week.

**Small** - The price is 2.25% lower compared to the previous week, 10.20% lower than a month ago and 2.16% lower than last year the same time. Based on historic trends, the price can trend upward over the coming week.

**Ewes** - The price is 2.95% lower compared to the previous week, 1.50% higher than a month ago and 10.79% higher than last year the same time. Based on historic trends, the price can trend upward over the coming week.

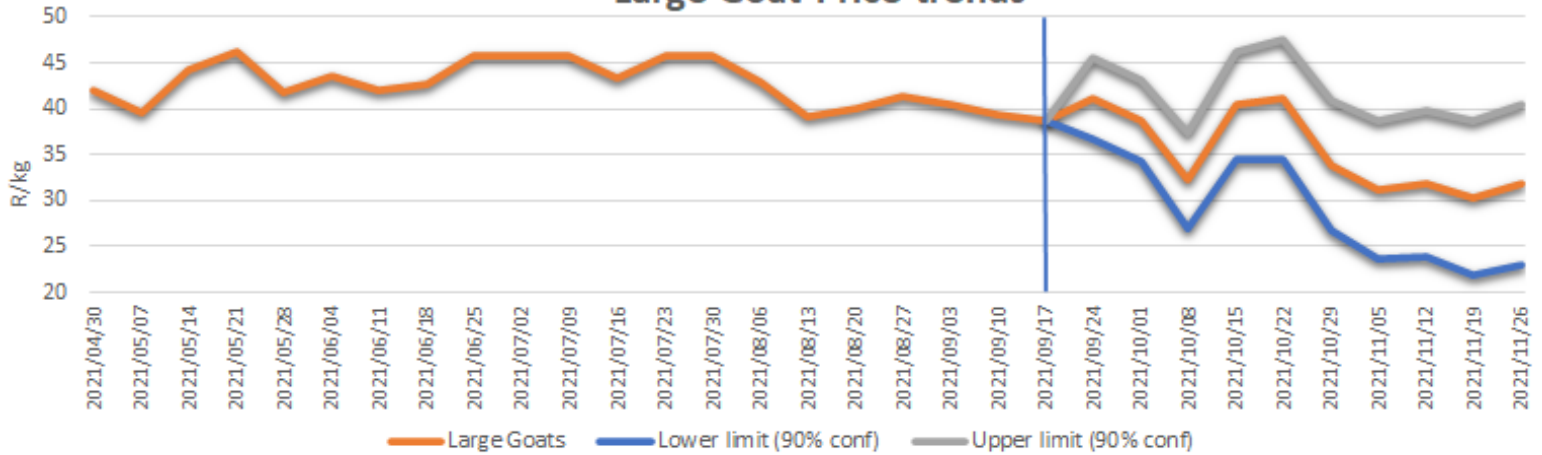


# GOATS

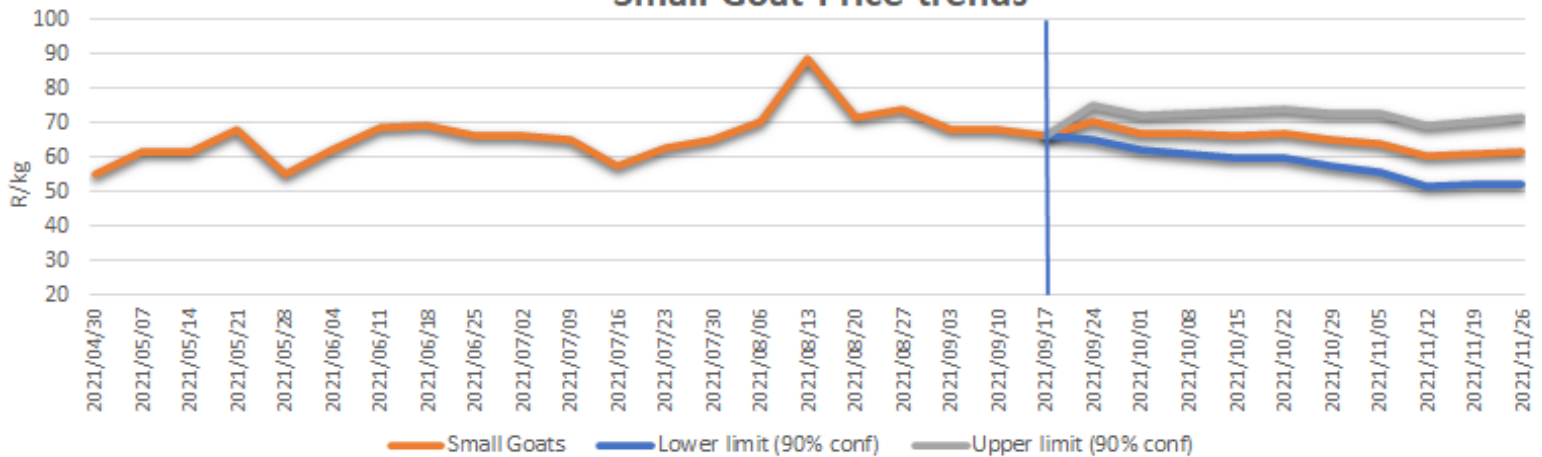


## Weekly Market Report

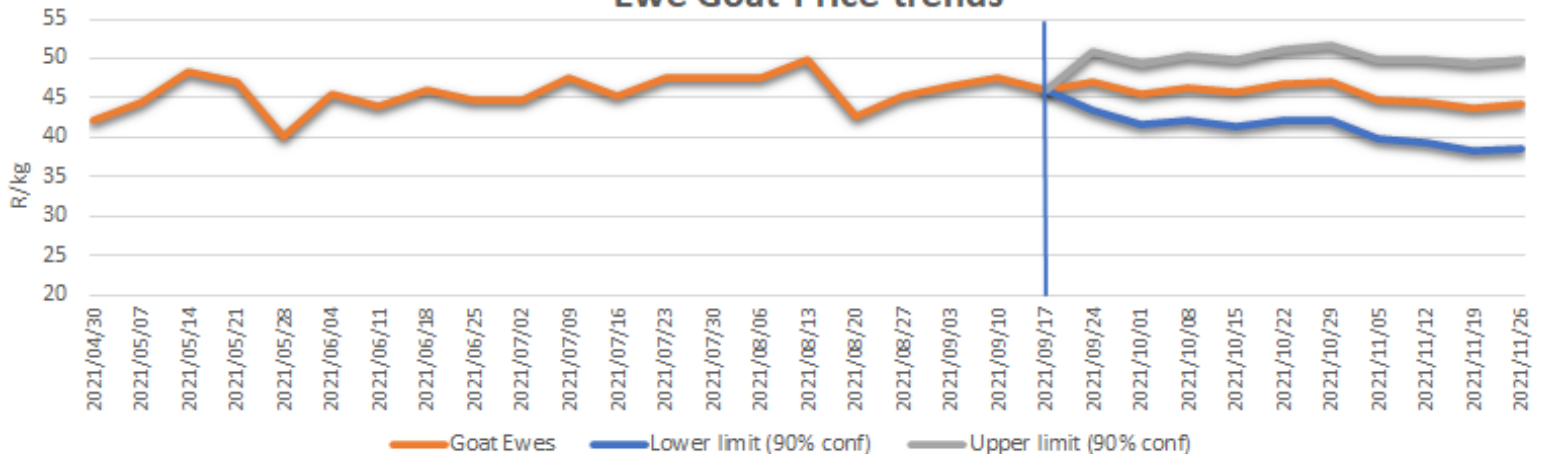
### Large Goat Price trends



### Small Goat Price trends



### Ewe Goat Price trends



# PORK



## Weekly Market Report

**Baconers**  
**R25.38**  
**per kg**

**Porkers**  
**R26.94**  
**per kg**

**Sausage**  
**R21.16**  
**per kg**

### Market feel:

Supply levels remained constant while the weaker exchange rate supported local price the past week. Import parity prices again decreased which can put additional pressure on local prices. Based on seasonality, an upward price trend is expected over the next few months.

#### Pork (Excl VAT) - Producer selling prices in c/kg

Week ending	11-Sep-20	20-Aug-21	27-Aug-21	03-Sep-21	10-Sep-21	17-Sep-21
Baconers (66-80kg)	2685	2540	2538	2550	2549	2554
Porkers (20-55kg)	2901	2734	2694	2678	2741	2759
Sausage	2160	2057	2116	2129	2138	2149
Average (all classes)	2715	2560	2554	2566	2570	
E U import parity price (R/kg) - CIF	31.08	28.80	28.22	26.78	25.91	
US import parity price (R/kg) - CIF	21.67	37.36	35.41	32.86	30.81	

### Price movements

**Baconers** - The price is 0.07% lower compared to the previous week, 0.36% higher than a month ago and 5.06% lower than last year the same time. Based on historic trends, the price can trend upward over the coming week.

**Porkers** - The price is 2.36% higher compared to the previous week, 0.28% higher than a month ago and 5.49% lower than last year the same time. Based on historic trends, the price can trend upward over the coming week.

#### Baconer Classes (Excl VAT) - Producer selling prices in c/kg

Week ending	11-Sep-20	20-Aug-21	27-Aug-21	03-Sep-21	10-Sep-21
Class BP	2682	2546	2547	2553	2555
Class HP	2587	2452	2448	2493	2519
Class BO	2700	2529	2521	2547	2541
Class HO	2595	2459	2465	2480	2479
Class BR	2672	2445	2436	2497	2455
Class HR	2570	2415	2426	2438	2439

#### Porker Classes (Excl VAT) - Producer selling prices in c/kg

Week ending	11-Sep-20	20-Aug-21	27-Aug-21	03-Sep-21	10-Sep-21
Class PP	2896	2740	2691	2680	2742
Class CP	2710	2600	2585	2585	2582
Class PO	2976	2664	2772	2739	2728
Class CO	2706	2551	2563	2540	2538
Class PR	2936	2700	0	1850	2664
Class CR	2470	1850	2301	1576	2505

Disclaimer: Any forward-looking statements reflect AMT's current views with respect to future events and are not a guarantee of future performance or developments. You are strongly cautioned that reliance on any forward-looking statements involves known and unknown risks and uncertainties.



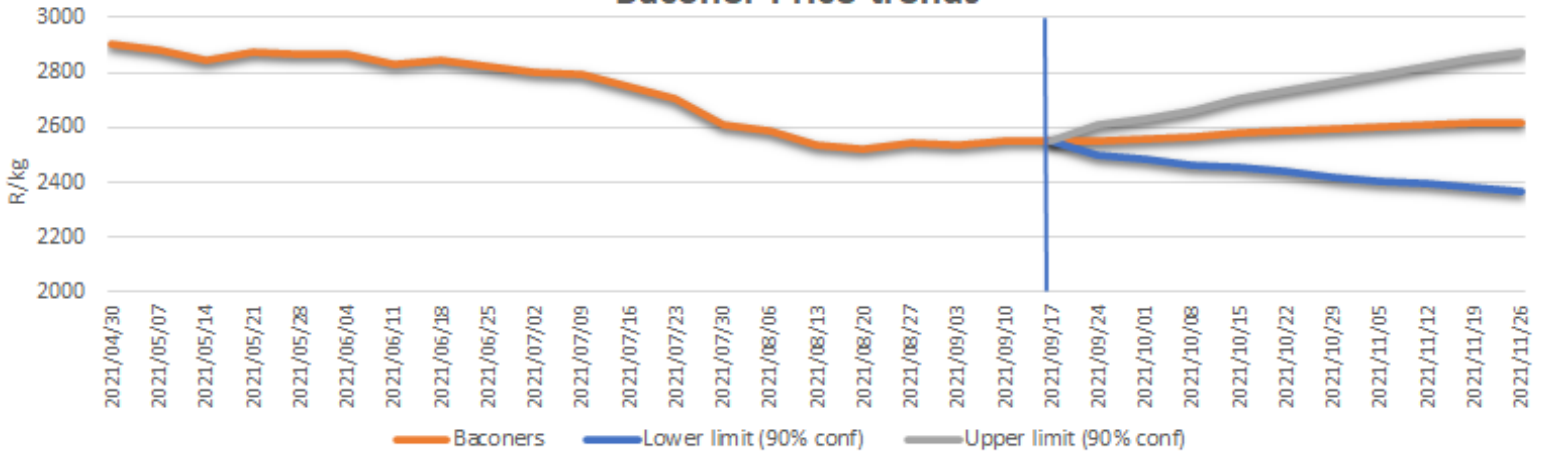
# PORK



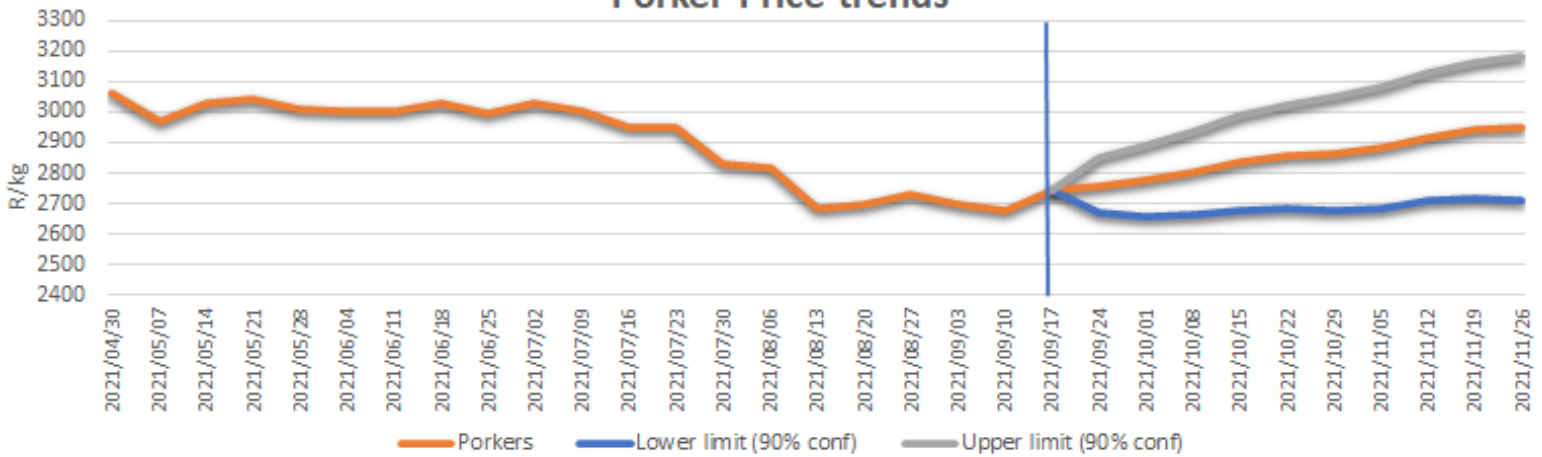
## Weekly Market Report



### Baconer Price trends



### Porker Price trends



### GROSS CARCASS VALUE COMPARASON BETWEEN B & H AND P & C

	Ave Mass (kg/carcass)	Ave Price (c/kg)	Gross Value (R/kg)	Gross Value Differential (R/kg)
Class BP	76.24	2555	1948	
Class HP	86.36	2519	2175	22.48
Class BO	77.43	2541	1967	
Class HO	88.47	2479	2193	20.44
Class PP	52.26	2742	1433	
Class CP	62.00	2582	1601	17.24
Class PO	54.80	2728	1495	
Class CO	62.61	2538	1589	12.05

Disclaimer: Any forward-looking statements reflect AMT's current views with respect to future events and are not a guarantee of future performance or developments. You are strongly cautioned that reliance on any forward-looking statements involves known and unknown risks and uncertainties.

# POULTRY



## Weekly Market Report

**Frozen**  
**R28.45**  
**per kg**

**Fresh**  
**R28.32**  
**per kg**

**IQF**  
**R26.71**  
**per kg**

### Market feel:

Demand increased the past week, which coupled with a weaker exchange rate and higher import parity prices resulted in an increase in local prices last week. Based on seasonality, the upward price trend is likely to continue until the end of the year especially considering higher import prices and a weaker exchange rate.

**Poultry (Exd VAT) - Abattoir selling prices in c/kg**

Week ending	18-Sep-20	27-Aug-21	03-Sep-21	10-Sep-21	17-Sep-21	Preliminary 24-Sep-21
Frozen	2502	2786	2847	2845	2878	2856
Fresh	2503	2773	2834	2832	2865	2855
IQF	2337	2666	2693	2671	2666	2701
Average (all classes)	2447	2741	2791	2782	2803	2804
Leg quarter (import parity - EU) (SA c/kg)	1555	1998	1919	1867	1989	
Broiler (import parity - EU) (SA c/kg)	6084	5544	5443	5268	5521	

### Price movements

**Frozen** - The price is 1.17% higher compared to the previous week, 3.31% higher than a month ago and 15.01% higher than last year the same time. Based on historic trends, the price can trend downward over the coming week.

**Fresh** - The price is 1.17% higher compared to the previous week, 3.33% higher than a month ago and 14.45% higher than last year the same time. Based on historic trends, the price can trend upward over the coming week.

**IQF** - The price is 0.20% lower compared to the previous week, 0.01% higher than a month ago and 14.08% higher than last year the same time. Based on historic trends, the price can trend upward over the coming week.

**Feed data table (R/t)**

Week ending	18-Sep-20	27-Aug-21	03-Sep-21	10-Sep-21	17-Sep-21
Yellow Maize	3164	3390	3234	3146	3236
Sunflower	7694	9827	9624	9467	9542
Soy meal (48% cif)	7122	7412	7217	7054	7164

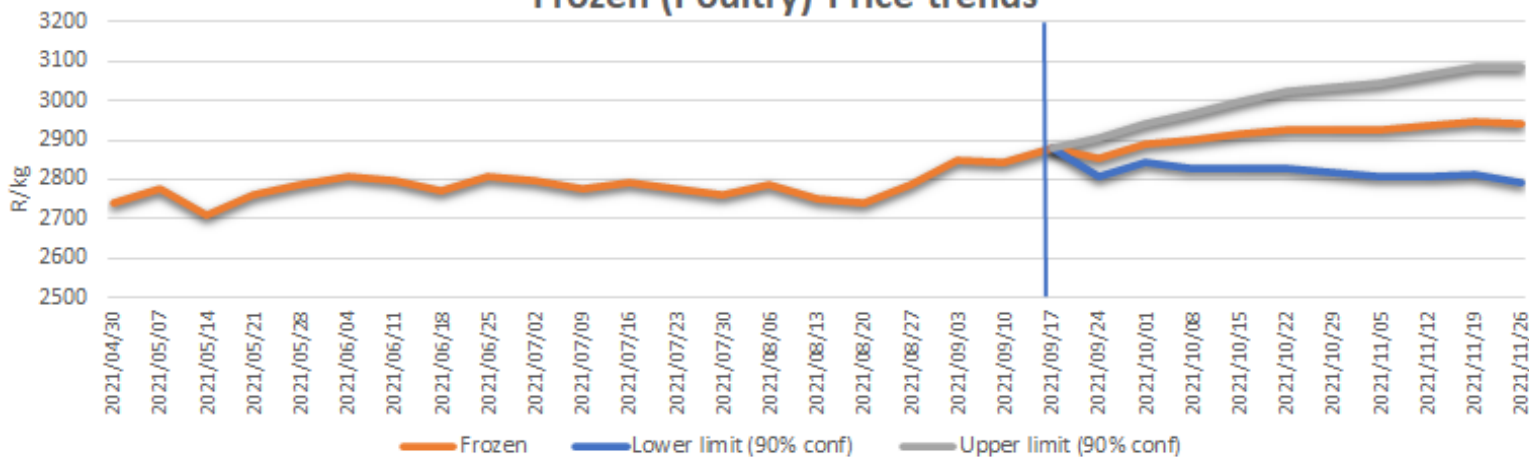


# POULTRY

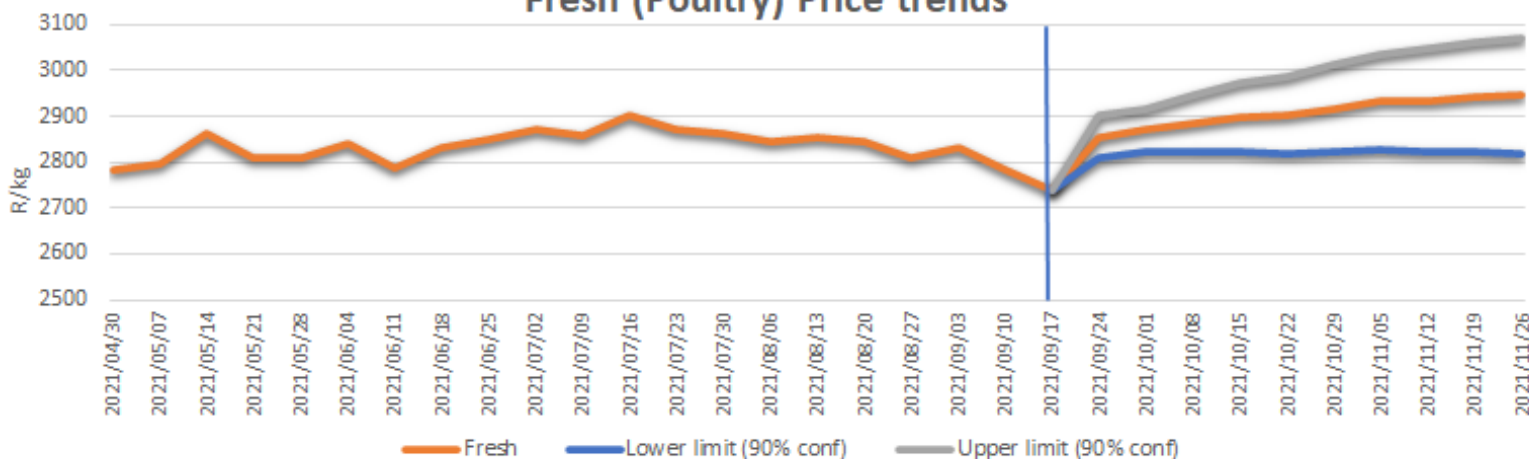


## Weekly Market Report

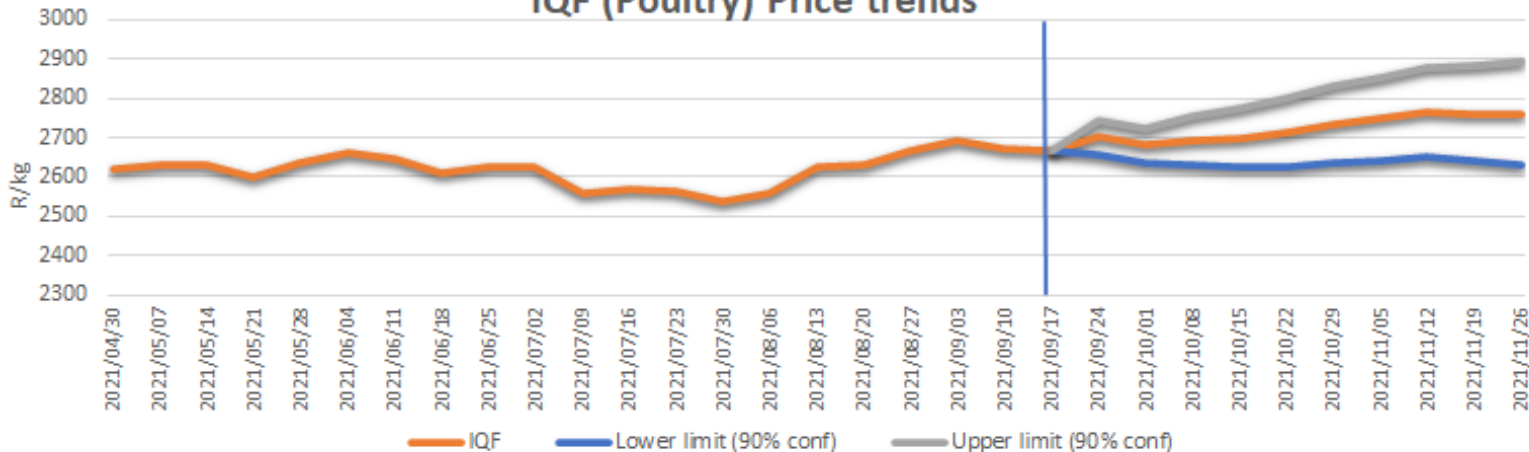
### Frozen (Poultry) Price trends



### Fresh (Poultry) Price trends



### IQF (Poultry) Price trends



Disclaimer: Any forward-looking statements reflect AMT's current views with respect to future events and are not a guarantee of future performance or developments. You are strongly cautioned that reliance on any forward-looking statements involves known and unknown risks and uncertainties.