



### MONTHLY IMPORT ANALYSES:

<b>NAME</b>	:	<b>Jan Brits</b>
<b>REFERENCE</b>	:	<b>RMIS</b>
<b>DATE</b>	:	<b>02/06/2026</b>

<b>ADDRESSEE</b>		
<b>RMIS</b>	:	<b>DEWALD OLIVIER</b>

**Project: RMIS- MONITORING OF RED MEAT**

## 1. INTRODUCTION

In accordance with Agri Inspect's mandate to investigate import irregularities in the Red Meat Industry, we hereby submit our monthly monitoring report.

## 2. MANDATE

As agreed, the monthly report contains the following:

- Statistical Information in graph format which includes monthly comparison of import quantities and values compared to the previous year, summary of purpose codes under relevant tariff headings and summary of countries of origin for the following tariff headings:

## INDEX

### TARIFF HEADINGS:

### Page

• Executive summary	3-4
• Bird's eye view of the Red Meat Import Complex	4-12
• 02022000 – “Frozen Meat of Bovine Animals – Bone In Cuts”	13
• 02023000 – “Frozen Meat of Bovine Animals – Boneless”	14
• 02044200 – “Frozen Meat of Sheep – Bone In Cuts”	16
• 02044300 – “Frozen Meat of Sheep – Boneless”	16
• 02011000 - “Meat of Bovine, Fresh or Chilled: Carcasses, Half Carcasses	18
• 02012000- “Meat of Bovine, Fresh or Chilled:Other cuts with bone in”	18
• 02013000- “Meat of Bovine, Fresh or Chilled: Boneless	19
• 02062100 – “Edible Offal of Bovine Animals: Frozen – Tongue”	19-20
• 02062200 – “Edible Offal of Bovine Animals: Frozen – Liver”	20-22
• 02062900 – “Edible Offal of Bovine Animals: Frozen – Other”	22-24
• 02069000 – “Edible Offal: Frozen – Other”	25
• 01022900 – “Bovine Animals: Live Weaners”	27-29
• 01041000 - “Live Sheep and Goats”: - Sheep	29-32

## Meat Imports Report – April 2026

### 1. Bovine Meat Imports

#### Import Volumes

Bovine meat imports for **April 2026** amounted to **971 tons**, representing a **128% increase** compared to April 2025.

#### Import Prices

The **average FOB (Free on Board) price** for **April 2026** was **R110.63 per kilogram**, indicating a **67% increase** in price compared to the same period in 2025.

#### Country of Origin

The **major source** of imports was Australia, accounting for **253 tons** of the total volume.

#### In-Transit Consignments

A total of **428 742 kilograms** were imported as **in-transit consignments**, which are **not intended for distribution within South Africa**.

#### Live Weaner Imports

Imports of **live weaners** totalled **4 140 units**, reflecting a **54% decrease** compared to April 2025. The **average price per unit** was **R9 875.95**, a **22% increase** year-on-year.

---

### 2. Sheep Meat Imports

#### Import Volumes

Sheep meat imports for **April 2026** totalled **51 tons**, reflecting a **decrease of 79%** compared to April 2025.

#### Import Prices

The **average FOB (Free on Board) price** was **R63.62 per kilogram**, representing a **171% increase** compared to the price recorded in April 2025.

#### Country of Origin

The **major source** of sheep meat imports was **Australia**, contributing **34 tons** to the total volume imported.

---

### 3. Live Sheep Imports

#### Import Volumes

A total of **55 351 live sheep** were imported during **April 2026**, representing a **4% increase** compared to **April 2025**.

#### Import Prices

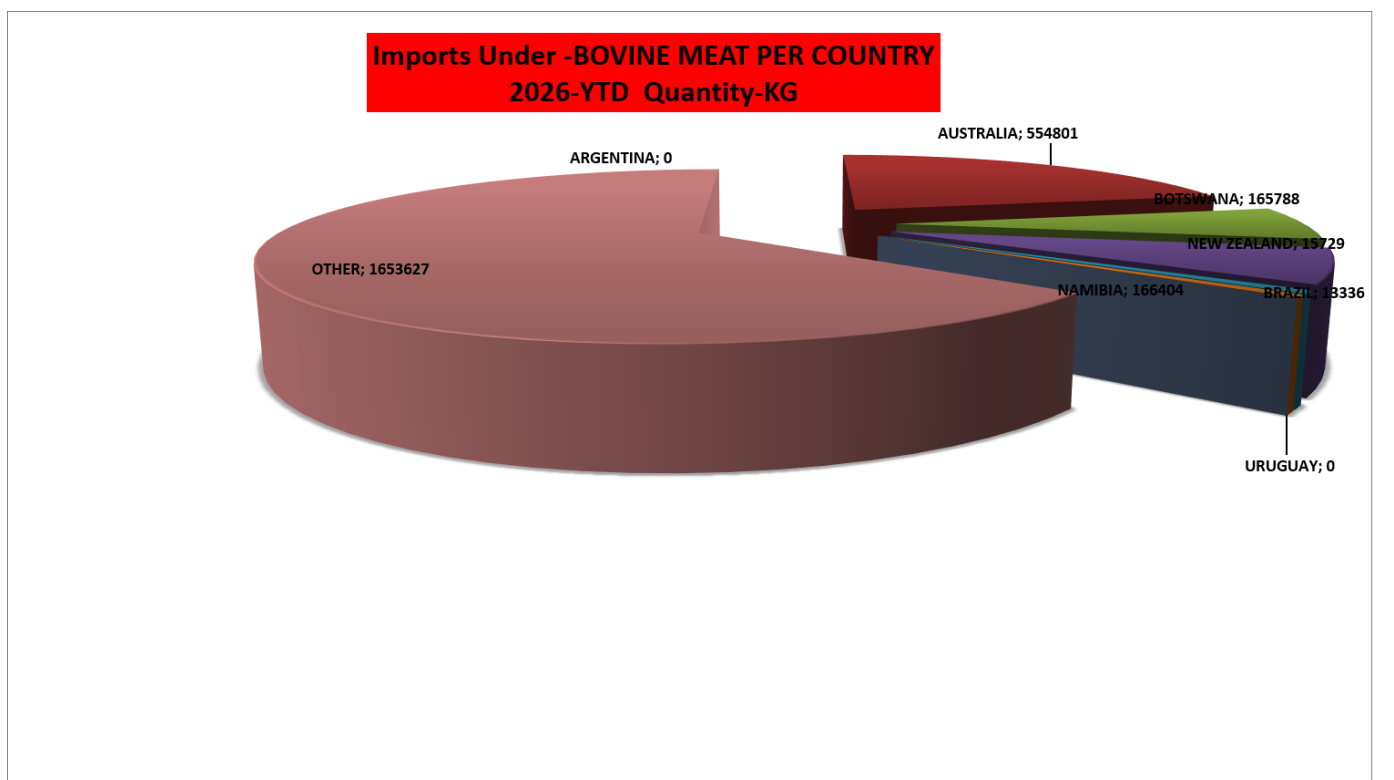
The **average price per unit** was **R1 313.58**, a **1% decrease** compared to the **April 2025** price.

#### Country of Origin

**Namibia** was the **sole exporter** to South Africa, accounting for **55 351 units** imported during the reporting period.

## BIRD'S EYE VIEW OF THE RED MEAT IMPORT COMPLEX

### BOVINE MEAT IMPORTS



# Import Totals by Country

Imports between 01-Apr 2026 and 30-Apr 2026

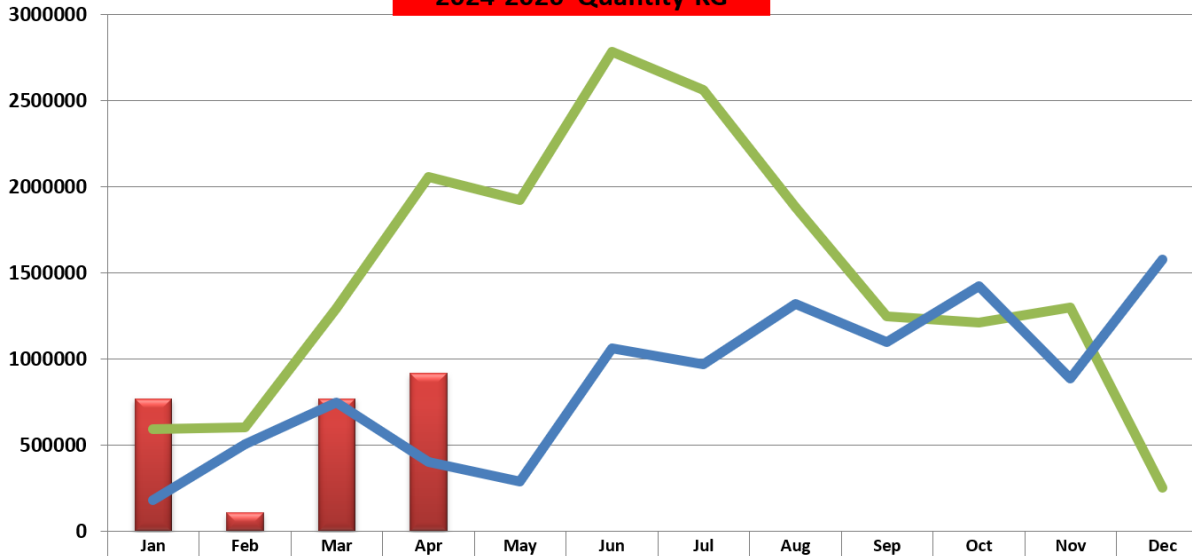
Name	Quantity	Price	Rand Per Kg	Overall Qty (%)
UC - Unclassified	428 742	R87 173 779,00	R203,32	46,74 %
AU - Australia	253 829	R4 003 251,00	R15,77	27,67 %
NA - Namibia	156 319	R4 505 070,00	R28,82	17,04 %
BW - Botswana	73 647	R5 073 490,00	R68,89	8,03 %
IT - Italy	2 410	R385 657,00	R160,05	0,26 %
NL - Netherlands	1 515	R216 770,00	R143,11	0,17 %
PL - Poland	579	R101 385,00	R175,21	0,06 %
US - United States	181	R23 474,00	R129,69	0,02 %
NG - Nigeria	100	R150,00	R1,50	0,01 %
ZM - Zambia	20	R345,00	R17,58	0,00 %
	<b>917 341</b>	<b>R101 483 371,00</b>	<b>R110,63</b>	<b>100,00 %</b>

# Import Totals by Purpose

Imports between 01-Apr 2026 and 30-Apr 2026

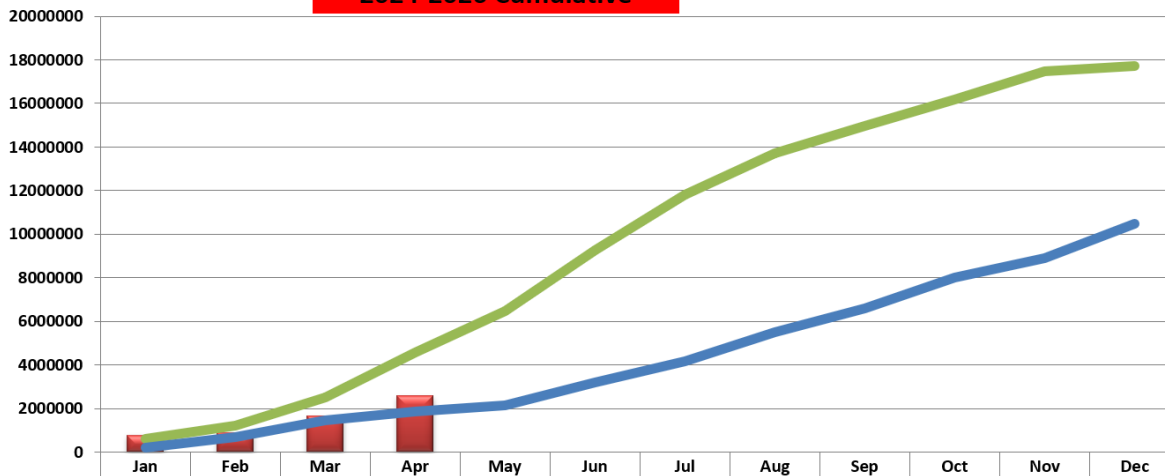
Name	Quantity	Price	Rand Per Kg	Overall Qty (%)
IM8 - IN-TRANSIT	428 742	R87 173 779,00	R203,32	46,74 %
IM4 - Permanent Import	229 967	R9 578 560,00	R41,65	25,07 %
GR - General Rebate	125 865	R2 324 490,00	R18,47	13,72 %
WH - Warehouse Entry	103 027	R1 183 377,00	R11,49	11,23 %
DP - Duty Paid	25 056	R495 879,00	R19,79	2,73 %
RIT - Removal In Transit	4 684	R727 286,00	R155,27	0,51 %
	<b>917 341</b>	<b>R101 483 371,00</b>	<b>R110,63</b>	<b>100,00 %</b>

**Imports Under -BOVINE MEAT  
2024-2026 Quantity-KG**



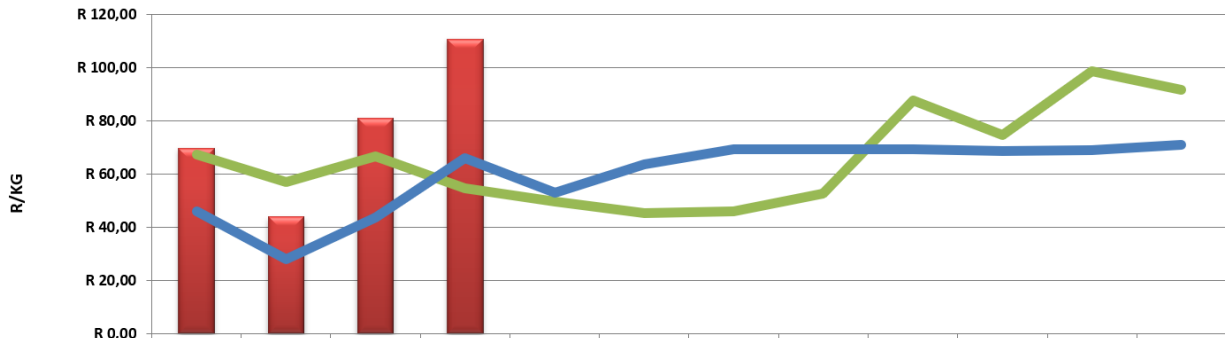
BOVINE MEAT-2026	772043	108842	771460	917341								
BOVINE MEAT-2024	596945	603214	1297321	2056290	1921706	2784772	2563383	1881086	1250535	1213414	1299907	253920
BOVINE MEAT-2025	183087	508787	751145	402108	290021	1065782	970236	1318795	1097389	1426593	886933	1576879

**Imports Under BOVINE MEAT  
2024-2026 Cumulative**



BOVINE MEAT-2026	772043	880885	1652345	2569686								
BOVINE MEAT-2024	596945	1200159	2497480	4553770	6475476	9260248	11823631	13704717	14955252	16168666	17468573	17722493
BOVINE MEAT-2025	183087	691874	1443019	1845127	2135148	3200930	4171166	5489961	6587350	8013943	8900876	10477755

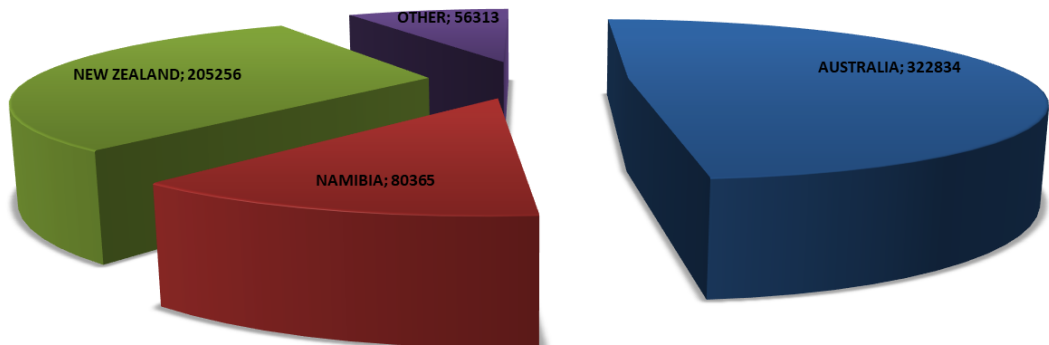
### Imports Under BOVINE MEAT 2024 - 2026 Price Comparison



	Jan	Feb	Mar	Apr	May	Jun	Jul	Aug	Sep	Oct	Nov	Dec
<span style="color: red;">■</span> BOVINE MEAT-2026	R 69,66	R 43,93	R 80,80	R 110,63								
<span style="color: green;">—</span> BOVINE MEAT-2024	R 67,18	R 57,06	R 66,63	R 54,50	R 49,79	R 45,48	R 45,92	R 52,79	R 87,68	R 74,46	R 98,51	R 91,68
<span style="color: blue;">—</span> BOVINE MEAT-2025	R 45,88	R 28,18	R 43,51	R 66,06	R 52,99	R 63,69	R 69,27	R 69,24	R 69,13	R 68,48	R 68,84	R 70,79

## SHEEP MEAT IMPORTS

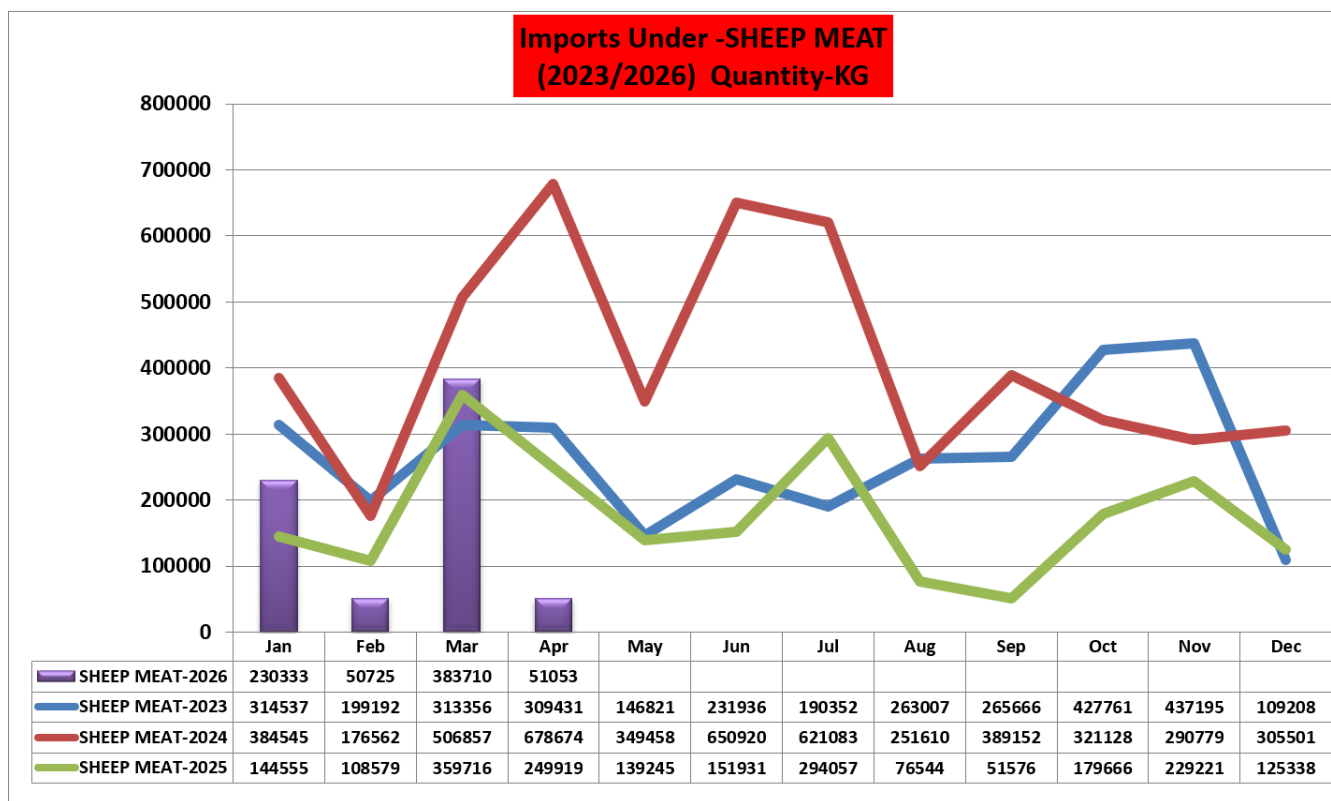
### Imports Under -SHEEP MEAT PER COUNTRY 2026-YTD Quantity-KG



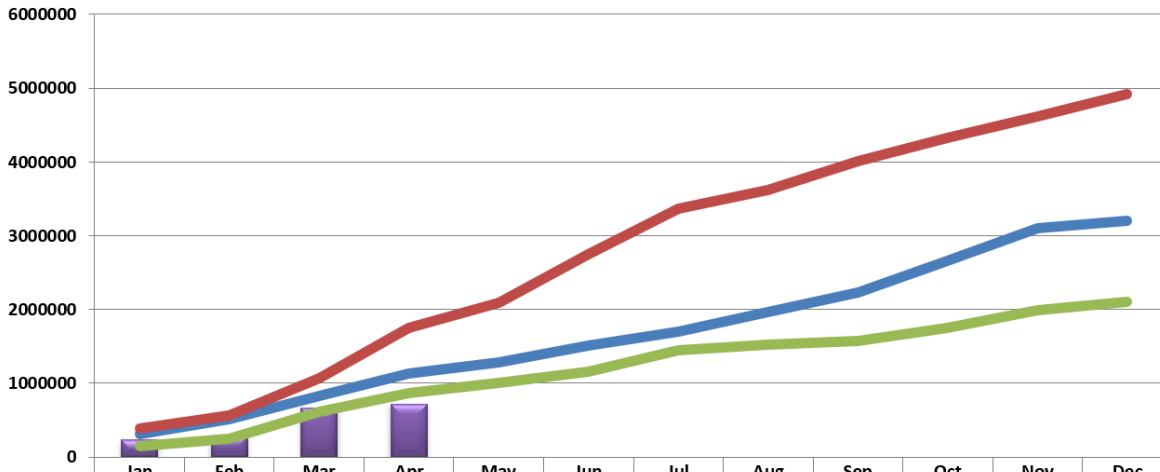
# Import Totals by Country

Imports between 01-Apr 2026 and 30-Apr 2026

Name	Quantity	Price	Rand Per Kg	Overall Qty (%)
AU - Australia	34 998	R2 649 450,00	R75,70	68,55 %
NA - Namibia	14 393	R401 679,00	R27,91	28,19 %
IT - Italy	1 662	R196 707,00	R118,38	3,25 %
	<b>51 053</b>	<b>R3 247 836,00</b>	<b>R63,62</b>	<b>100,00 %</b>

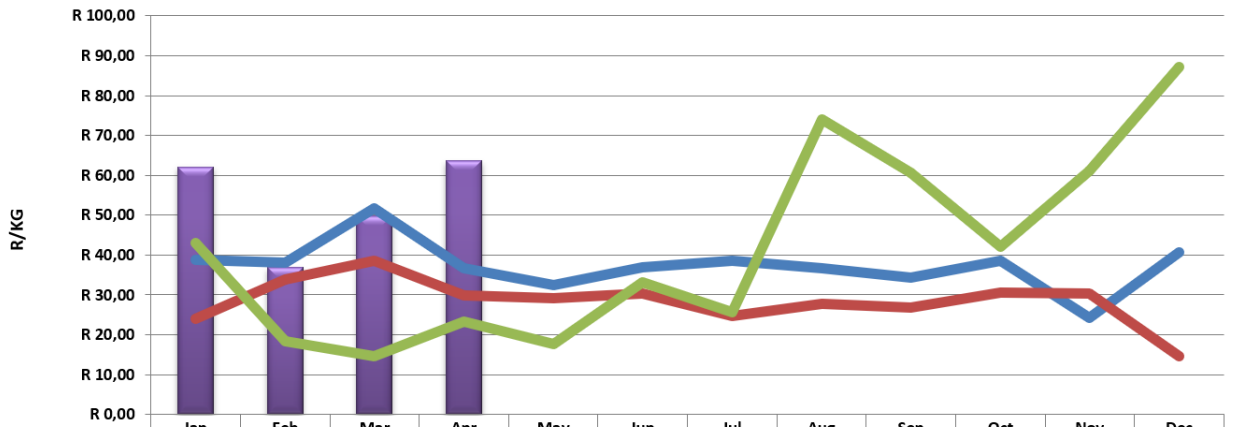


### Imports Under SHEEP MEAT 2023/2026 Cumulative



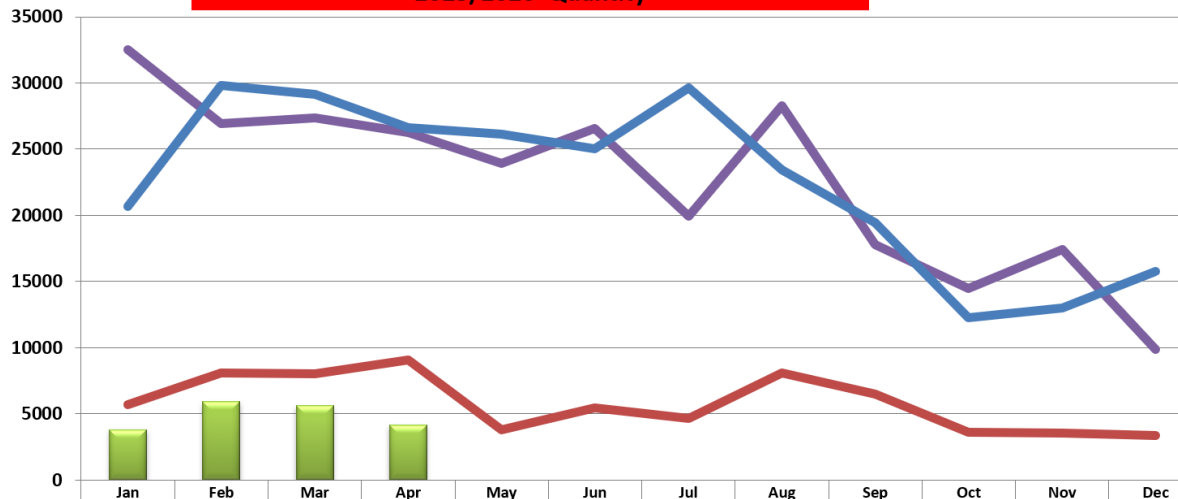
	Jan	Feb	Mar	Apr	May	Jun	Jul	Aug	Sep	Oct	Nov	Dec
SHEEP MEAT-2026	230333	281058	664768	715821								
SHEEP MEAT-2023	314537	513729	827085	1136516	1283337	1515273	1705625	1968632	2234298	2662059	3099254	3208462
SHEEP MEAT-2024	384545	561107	1067964	1746638	2096096	2747016	3368099	3619709	4008861	4329989	4620768	4926269
SHEEP MEAT-2025	144555	253134	612850	862769	1002014	1153945	1448002	1524546	1576122	1755788	1985009	2110347

### Imports Under SHEEP MEAT 2023 - 2026 Price Comparison



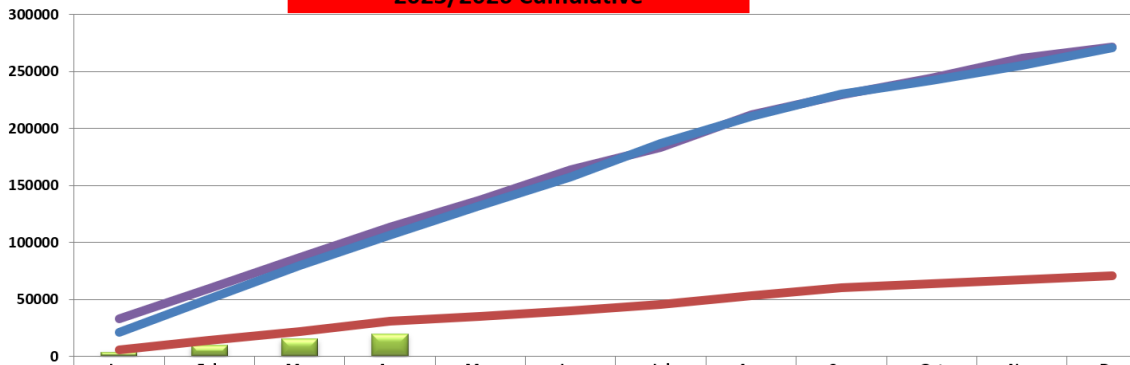
	Jan	Feb	Mar	Apr	May	Jun	Jul	Aug	Sep	Oct	Nov	Dec
SHEEP MEAT-2026	R 62,13	R 36,88	R 49,76	R 63,62								
SHEEP MEAT-2023	R 38,73	R 38,12	R 51,62	R 36,74	R 32,48	R 37,03	R 38,65	R 36,73	R 34,25	R 38,52	R 24,15	R 40,63
SHEEP MEAT-2024	R 24,01	R 33,83	R 38,61	R 29,96	R 29,11	R 30,25	R 24,73	R 27,72	R 26,72	R 30,54	R 30,46	R 14,62
SHEEP MEAT-2025	R 42,92	R 18,36	R 14,72	R 23,41	R 17,75	R 33,10	R 25,61	R 74,13	R 60,53	R 42,11	R 61,11	R 87,21

**Imports Under 01022900-BOVINE ANIMALS-LIVE WEANERS  
2023/2026 Quantity**



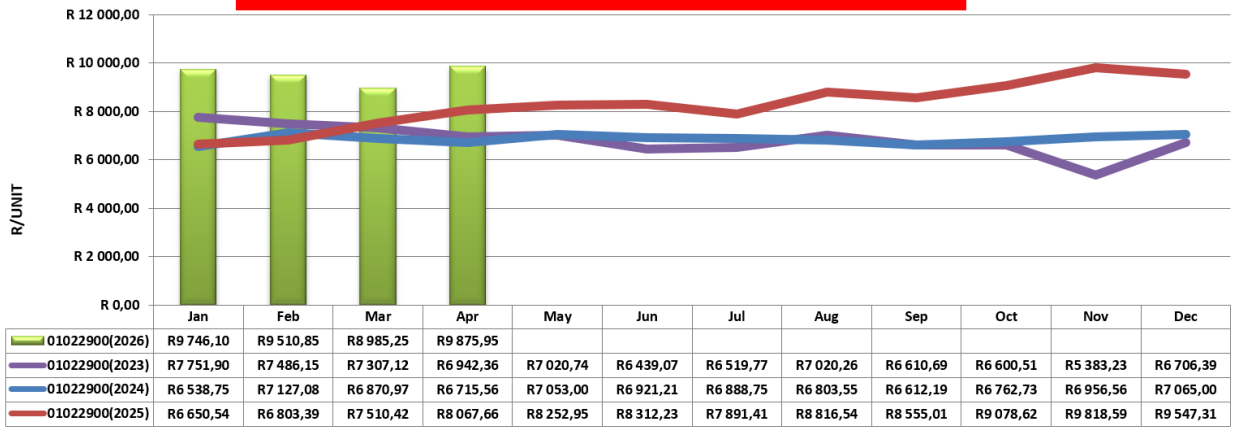
	Jan	Feb	Mar	Apr	May	Jun	Jul	Aug	Sep	Oct	Nov	Dec
01022900(2026)	3806	5905	5606	4140								
01022900(2023)	32539	26958	27346	26255	23907	26582	19903	28285	17755	14441	17405	9886
01022900(2024)	20662	29844	29110	26637	26160	25043	29649	23441	19445	12228	12997	15784
01022900(2025)	5666	8111	8018	9076	3782	5454	4629	8103	6485	3629	3555	3329

**Imports Under 01022 900-LIVE WEANERS  
2023/2026 Cumulative**

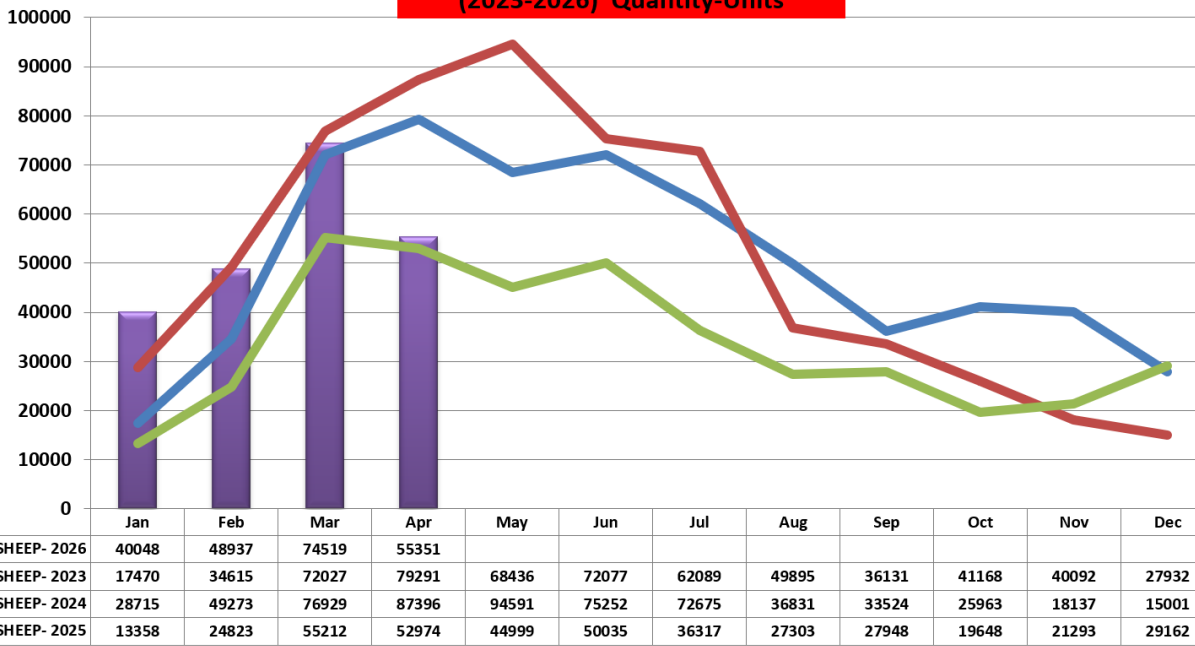


	Jan	Feb	Mar	Apr	May	Jun	Jul	Aug	Sep	Oct	Nov	Dec
01022900(2026)	3806	9711	15317	19457								
01022900(2023)	32539	59497	86843	113098	137005	163587	183490	211775	229530	243971	261376	271262
01022900(2024)	20662	50506	79616	106253	132413	157456	187105	210546	229991	242219	255216	271000
01022900(2025)	5666	13777	21795	30871	34653	40107	45289	53392	59877	63506	67061	70390

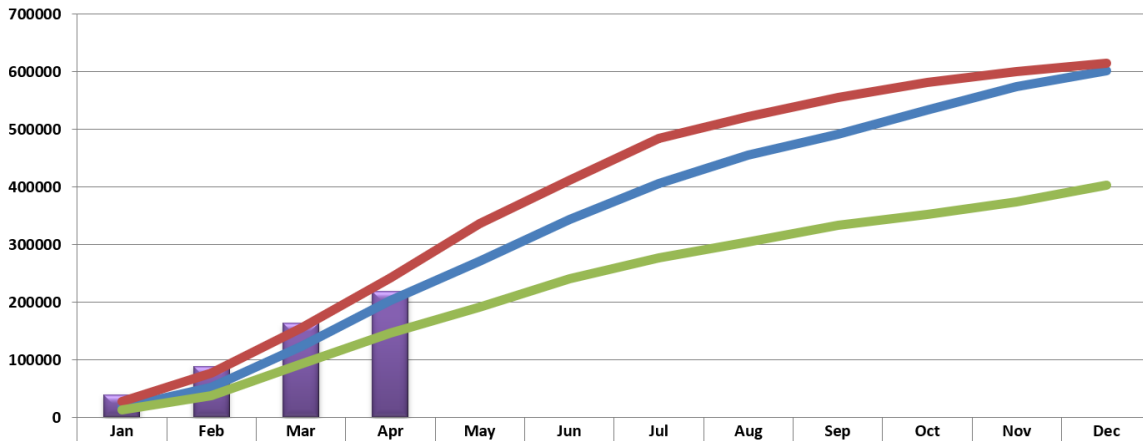
**Imports Under 01022 900-LIVE WEANERS  
2023 - 2026 Price Comparison**



**Imports Under -01041000-LIVE SHEEP  
(2023-2026) Quantity-Units**

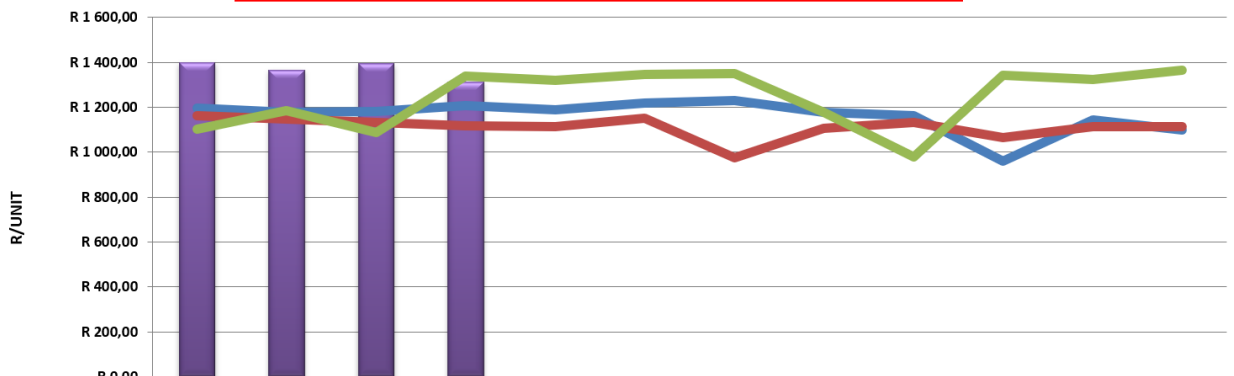


**Imports Under 01041000-LIVE SHEEP  
2023-2026 Cumulative**



	Jan	Feb	Mar	Apr	May	Jun	Jul	Aug	Sep	Oct	Nov	Dec
LIVE SHEEP- 2026	40048	88985	163504	218855								
LIVE SHEEP- 2023	17470	52085	124112	203403	271839	343916	406005	455900	492031	533199	573291	601223
LIVE SHEEP- 2024	28715	77988	154917	242313	336904	412156	484831	521662	555186	581149	599286	614287
LIVE SHEEP- 2025	13358	38181	93383	146357	191356	241391	277708	305011	332959	352607	373900	403062

**Imports Under-01041000 LIVE SHEEP  
2023 - 2026-Price Comparison**



	Jan	Feb	Mar	Apr	May	Jun	Jul	Aug	Sep	Oct	Nov	Dec
LIVE SHEEP- 2026	R1 398,45	R1 365,34	R1 393,84	R1 313,58								
LIVE SHEEP- 2023	R1 196,73	R1 175,82	R1 179,21	R1 206,63	R1 189,89	R1 219,91	R1 229,07	R1 176,53	R1 161,69	R 960,70	R1 143,91	R1 098,30
LIVE SHEEP- 2024	R1 162,64	R1 147,50	R1 132,98	R1 115,69	R1 112,12	R1 150,20	R 975,53	R1 106,53	R1 131,64	R1 065,30	R1 114,84	R1 113,73
LIVE SHEEP- 2025	R1 103,08	R1 185,64	R1 086,28	R1 337,86	R1 318,56	R1 346,07	R1 348,43	R1 175,74	R 979,60	R1 343,39	R1 324,26	R1 363,64

- 02022000 – “Frozen Meat of Bovine Animals – Bone In Cuts”

# Import Transactions By Country

Imports between 01-Apr 2026 and 30-Apr 2026

Tariff	Port	Purpose	Quantity	Price	Price Per Kg	Qty (%)
<b>AU - Australia</b>						
2022090	Durban Harbour	Warehouse Entry	53 760	R624 366,00	R11,61	15,58 %
2022090	Cape Town Harbour	General Rebate	51 997	R1 123 936,00	R21,62	15,07 %
2022090	Durban Harbour	Warehouse Entry	25 277	R277 112,00	R10,96	7,33 %
2022090	Cape Town Harbour	General Rebate	24 992	R528 318,00	R21,14	7,24 %
2022090	Cape Town Harbour	Duty Paid	24 937	R495 384,00	R19,87	7,23 %
2022090	Cape Town Harbour	General Rebate	24 876	R384 604,00	R15,46	7,21 %
2022090	Durban Harbour	General Rebate	24 000	R287 632,00	R11,98	6,96 %
2022090	Durban Harbour	Warehouse Entry	23 989	R281 899,00	R11,75	6,95 %
			<b>253 829</b>	<b>R4 003 251,00</b>	<b>R15,77</b>	<b>73,57 %</b>
<b>IT - Italy</b>						
2022090	Cape Town Harbour	Removal In Transit	317	R43 552,00	R137,34	0,09 %
			<b>317</b>	<b>R43 552,00</b>	<b>R137,34</b>	<b>0,09 %</b>
<b>NA - Namibia</b>						
2022090	Nakop	Permanent Import	50 345	R1 117 695,00	R22,20	14,59 %
2022090	Violsdrift	Permanent Import	23 874	R529 997,00	R22,20	6,92 %
2022090	Nakop	Permanent Import	5 351	R268 531,00	R50,18	1,55 %
			<b>79 570</b>	<b>R1 916 223,00</b>	<b>R24,08</b>	<b>23,06 %</b>
<b>NL - Netherlands</b>						
2022090	Cape Town Harbour	Removal In Transit	304	R53 260,00	R175,21	0,09 %
			<b>304</b>	<b>R53 260,00</b>	<b>R175,21</b>	<b>0,09 %</b>
<b>UC - Unclassified</b>						
2022090	Nakop	IN-TRANSIT	10 819	R480 665,00	R44,43	3,14 %
			<b>10 819</b>	<b>R480 665,00</b>	<b>R44,43</b>	<b>3,14 %</b>
<b>US - United States</b>						
2022090	Cape Town Harbour	Removal In Transit	181	R23 474,00	R129,69	0,05 %
			<b>181</b>	<b>R23 474,00</b>	<b>R129,69</b>	<b>0,05 %</b>
			<b>345 020</b>	<b>R6 520 425,00</b>	<b>R18,90</b>	<b>100,00 %</b>

- 02023000 – “Frozen Meat of Bovine Animals – Boneless”

# Import Transactions By Country

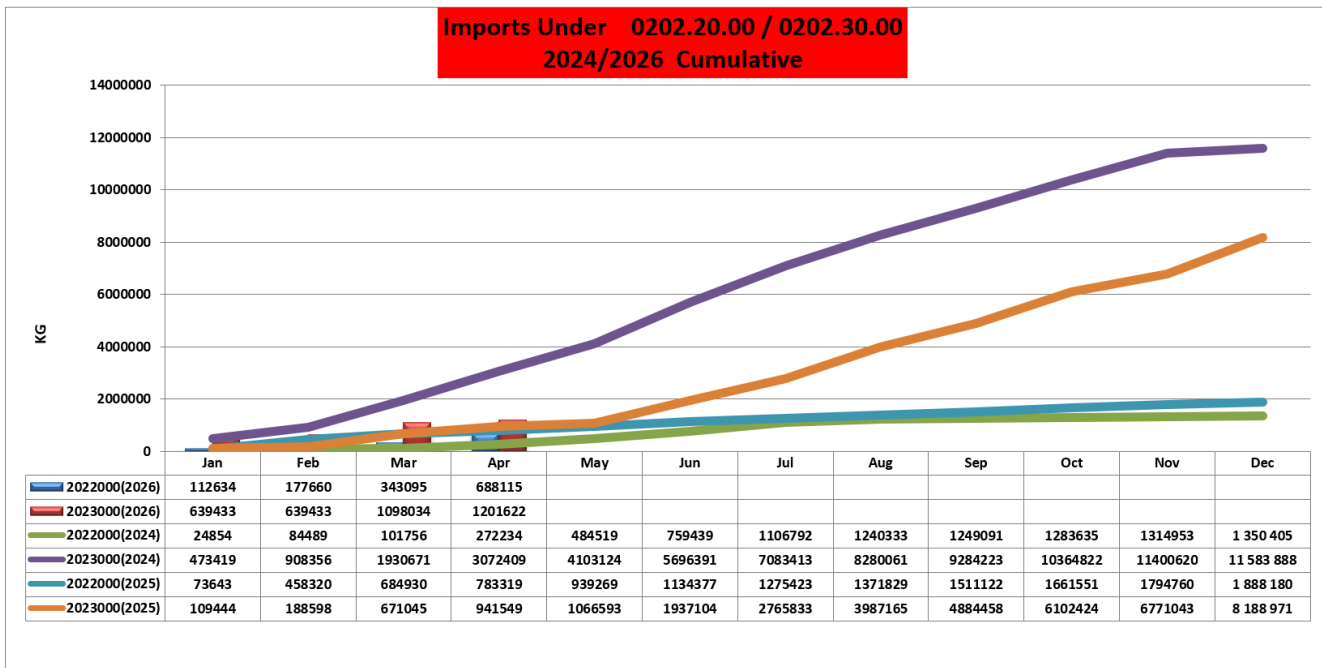
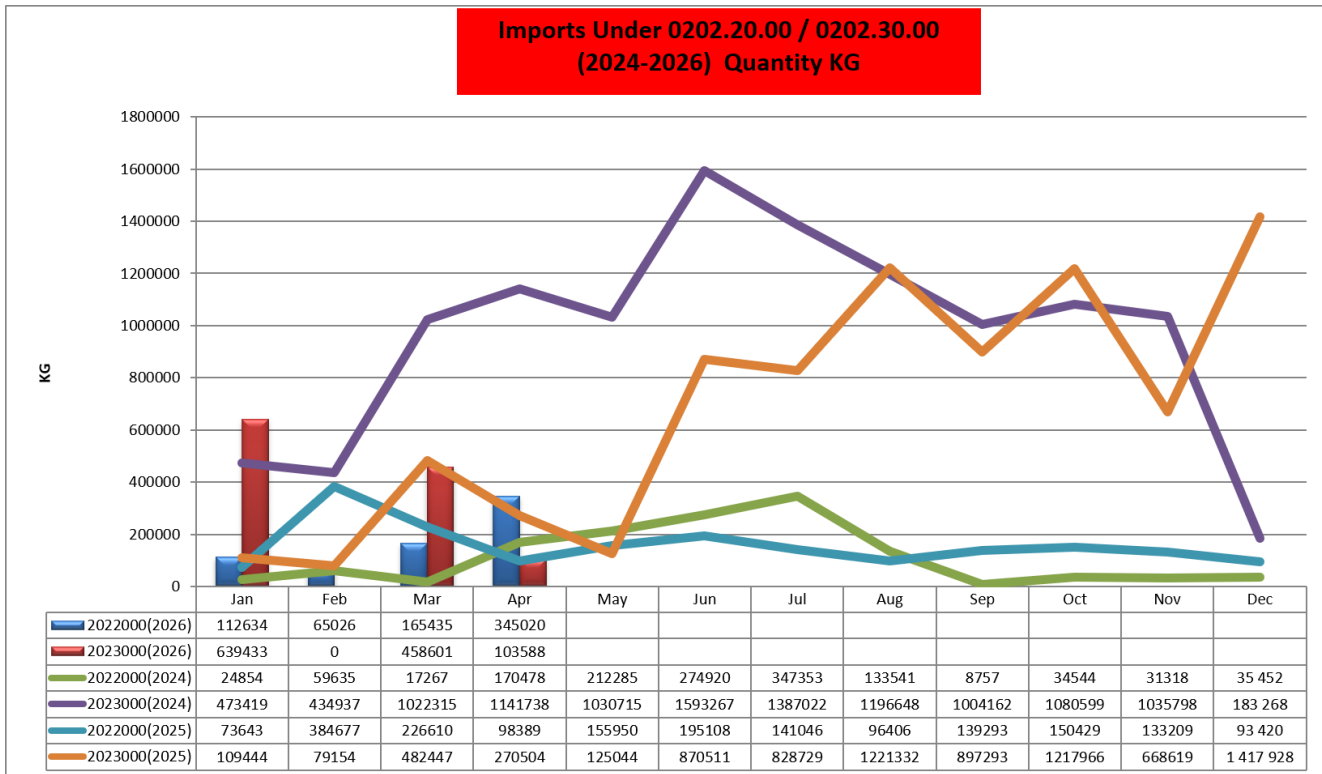
Imports between 01-Apr 2026 and 30-Apr 2026

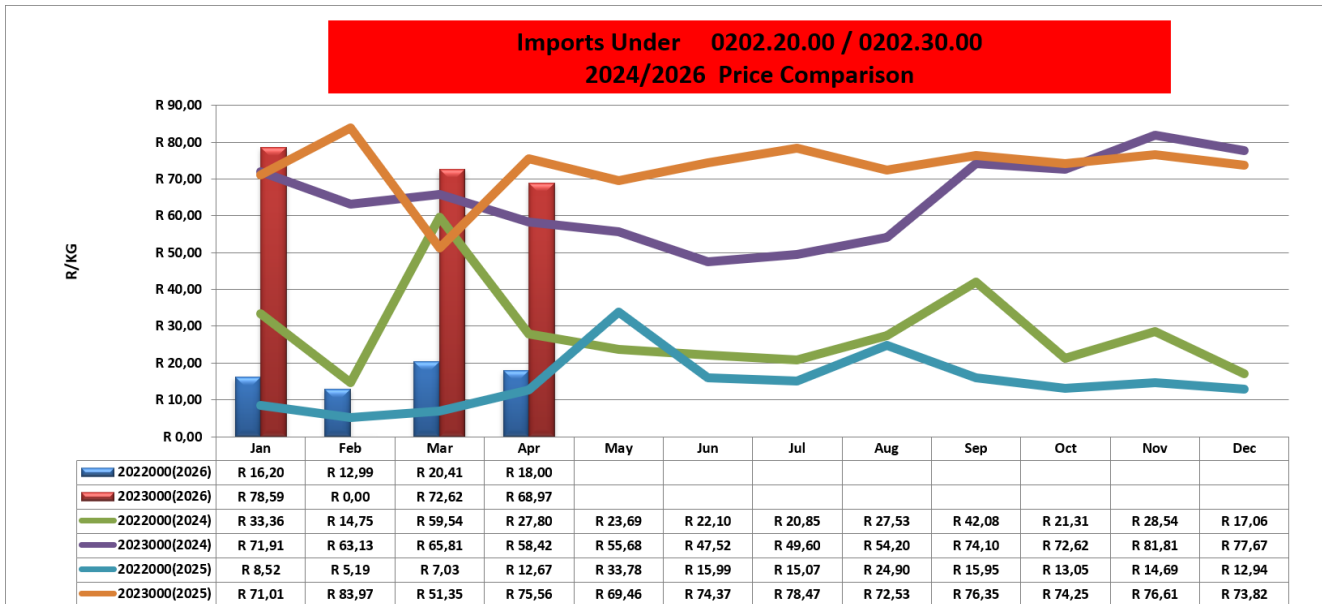
Tariff	Port	Purpose	Quantity	Price	Price Per Kg	Qty (%)
<b>BW - Botswana</b>						
2023090	Ramatlabama	Permanent Import	73 647	R5 073 490,00	R68,89	71,10 %
			<b>73 647</b>	<b>R5 073 490,00</b>	<b>R68,89</b>	<b>71,10 %</b>
<b>IT - Italy</b>						
2023090	Cape Town Harbour	Removal In Transit	2 092	R342 105,00	R163,49	2,02 %
			<b>2 092</b>	<b>R342 105,00</b>	<b>R163,49</b>	<b>2,02 %</b>
<b>NA - Namibia</b>						
2023090	Violsdrift	Permanent Import	23 916	R1 344 618,00	R56,22	23,09 %
2023090	Violsdrift	Permanent Import	2 143	R118 909,00	R55,49	2,07 %
			<b>26 059</b>	<b>R1 463 527,00</b>	<b>R56,16</b>	<b>25,16 %</b>
<b>NL - Netherlands</b>						
2023090	Cape Town Harbour	Removal In Transit	1 211	R163 510,00	R135,05	1,17 %
			<b>1 211</b>	<b>R163 510,00</b>	<b>R135,05</b>	<b>1,17 %</b>
<b>PL - Poland</b>						
2023090	Cape Town Harbour	Removal In Transit	579	R101 385,00	R175,21	0,56 %
			<b>579</b>	<b>R101 385,00</b>	<b>R175,21</b>	<b>0,56 %</b>
			<b>103 588</b>	<b>R7 144 017,00</b>	<b>R68,97</b>	<b>100,00 %</b>

**02022000 – “Frozen Meat of Bovine Animals – Bone In Cuts”**

**02023000 – “Frozen Meat of Bovine Animals – Boneless”**

- Quantities





- 02044200 – “Frozen Meat of Sheep – Bone In Cuts”

## Import Transactions By Country

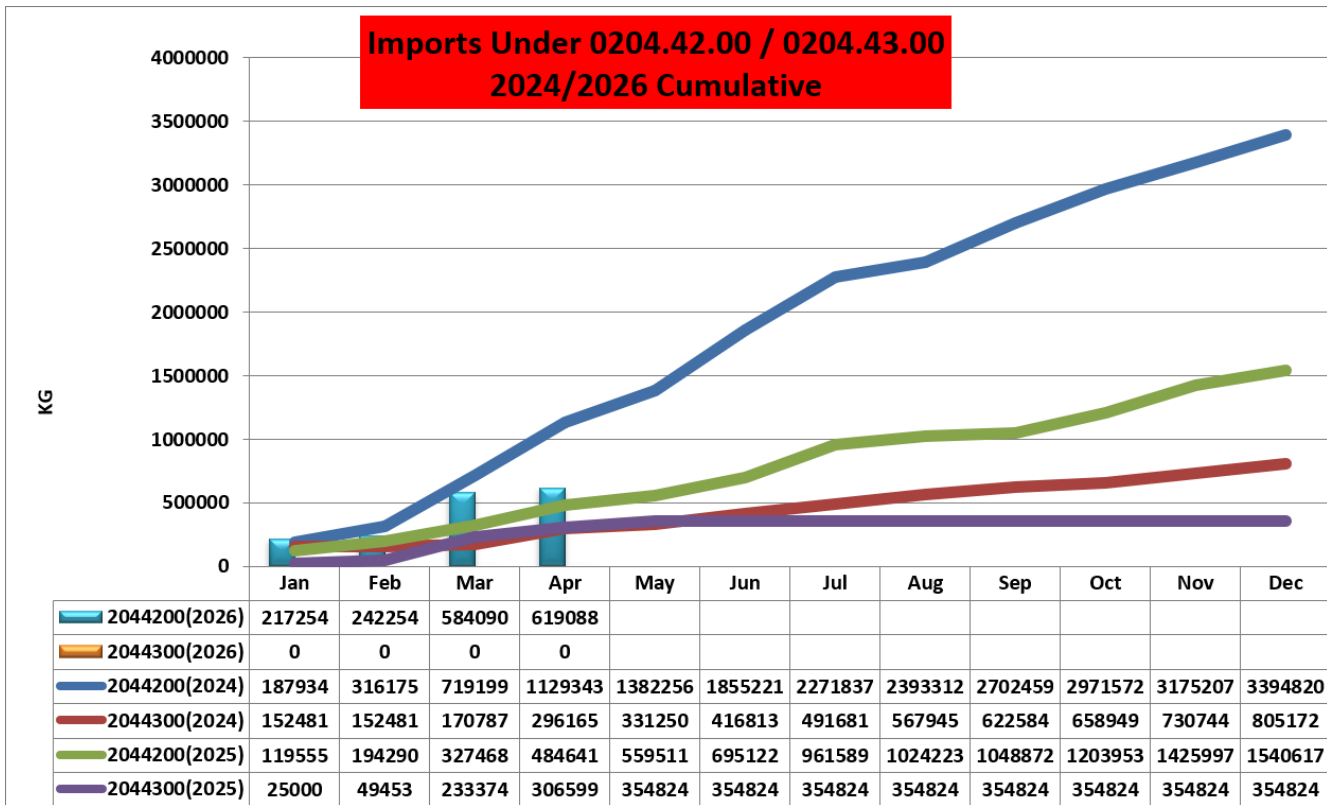
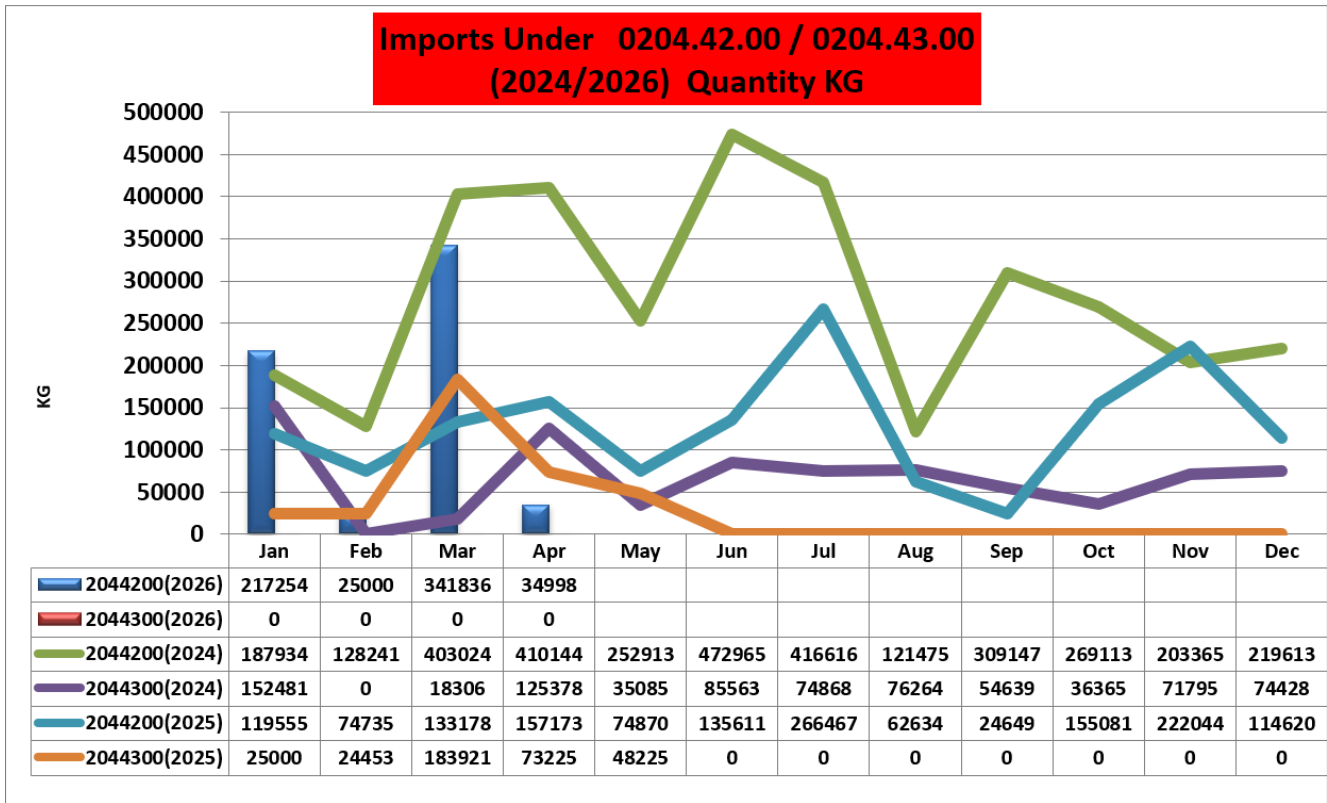
Imports between 01-Apr 2026 and 30-Apr 2026

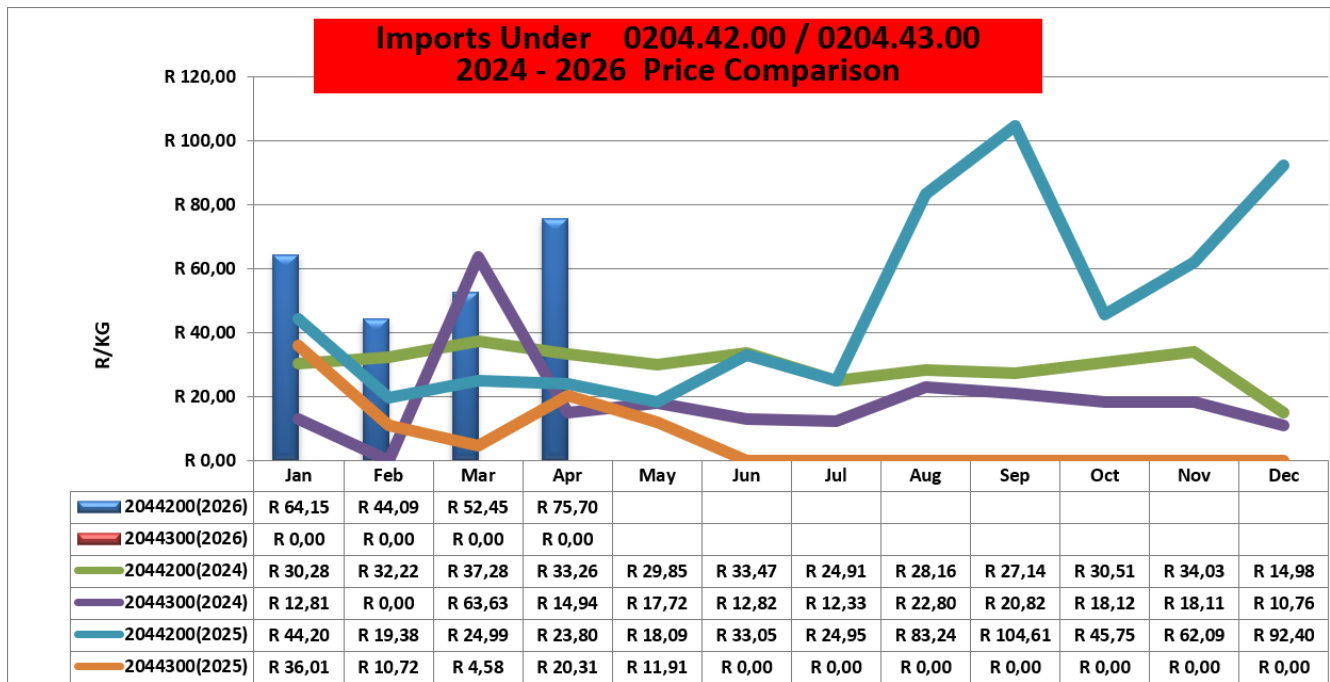
Tariff	Port	Purpose	Quantity	Price	Price Per Kg	Qty (%)
<b>AU - Australia</b>						
2044200	Durban Harbour	General Rebate	24 993	R1 451 906,00	R58,09	71,41 %
2044200	Cape Town Harbour	General Rebate	10 005	R1 197 544,00	R119,69	28,59 %
			<b>34 998</b>	<b>R2 649 450,00</b>	<b>R75,70</b>	<b>100,00 %</b>
			<b>34 998</b>	<b>R2 649 450,00</b>	<b>R75,70</b>	<b>100,00 %</b>

02044300 – “Frozen Meat of Sheep – Boneless”

NO IMPORTS

- Quantity





**02011000,0201200 and 02013000– “Meat of Bovine, Fresh or Chilled: Carcasses, Half Carcasses, other cuts with bone in and Boneless”**

**02011000-“Meat of Bovine, Fresh or Chilled: Carcasses, Half Carcasses”**

**NO IMPORTS**

**0201200-Meat of Bovine, Fresh or Chilled: other cuts with bone in**

## Import Transactions By Country

Imports between 01-Apr 2026 and 30-Apr 2026

Tariff	Port	Purpose	Quantity	Price	Price Per Kg	Qty (%)
<b>NA - Namibia</b>						
2012090	Nakop	Permanent Import	50 690	R1 125 320,00	R22,20	99,76 %
			50 690	R1 125 320,00	R22,20	99,76 %
<b>NG - Nigeria</b>						
2012090	OR Thambo Int Airport	Duty Paid	100	R150,00	R1,50	0,20 %
			100	R150,00	R1,50	0,20 %
<b>ZM - Zambia</b>						
2012010	OR Thambo Int Airport	Duty Paid	20	R345,00	R17,58	0,04 %
			20	R345,00	R17,58	0,04 %
			50 810	R1 125 815,00	R22,16	100,00 %

02013000: “Meat of Bovine, Fresh or Chilled: Boneless

# Import Transactions By Country

Imports between 01-Apr 2026 and 30-Apr 2026

Tariff	Port	Purpose	Quantity	Price	Price Per Kg	Qty (%)
<b>UC - Unclassified</b>						
2013090	Vioolsdrift	IN-TRANSIT	53 403	R11 528 178,00	R215,87	12,78 %
2013090	Vioolsdrift	IN-TRANSIT	52 922	R10 331 687,00	R195,22	12,66 %
2013090	Vioolsdrift	IN-TRANSIT	52 832	R13 367 248,00	R253,01	12,64 %
2013090	Vioolsdrift	IN-TRANSIT	52 164	R13 820 524,00	R264,94	12,48 %
2013090	Vioolsdrift	IN-TRANSIT	51 857	R13 680 232,00	R263,81	12,41 %
2013090	Vioolsdrift	IN-TRANSIT	26 394	R2 854 987,00	R108,17	6,32 %
2013090	Vioolsdrift	IN-TRANSIT	26 385	R1 717 148,00	R65,08	6,31 %
2013090	Vioolsdrift	IN-TRANSIT	26 162	R4 521 542,00	R172,83	6,26 %
2013090	Vioolsdrift	IN-TRANSIT	26 129	R7 323 456,00	R280,28	6,25 %
2013090	Vioolsdrift	IN-TRANSIT	25 173	R1 717 148,00	R68,22	6,02 %
2013090	Vioolsdrift	IN-TRANSIT	24 502	R5 830 964,00	R237,98	5,86 %
			417 923	R86 693 114,00	R207,44	100,00 %
			417 923	R86 693 114,00	R207,44	100,00 %

0206.2100 – “Edible Offal of Bovine Animals: Frozen – Tongue”

0206.2200 – “Edible Offal of Bovine Animals: Frozen – Liver”

0206.2900 – “Edible Offal of Bovine Animals: Frozen – Other”

0206.9000 – “Edible Offal: Frozen – Other”

0206.2100 – “Edible Offal of Bovine Animals: Frozen – Tongue”

# Import Transactions By Country

Imports between 01-Apr 2026 and 30-Apr 2026

Tariff	Port	Purpose	Quantity	Price	Price Per Kg	Qty (%)
<b>AU - Australia</b>						
2062100	Cape Town Harbour	Duty Paid	27 925	R518 485,00	R18,57	29,45 %
2062100	Cape Town Harbour	Duty Paid	24 500	R445 290,00	R18,18	25,84 %
			52 425	R963 775,00	R18,38	55,29 %
<b>JP - Japan</b>						
2062100	OR Thambo Int Airport	Duty Paid	56	R7 942,00	R140,74	0,06 %
2062100	OR Thambo Int Airport	Duty Paid	19	R4 045,00	R212,45	0,02 %
			75	R11 987,00	R158,83	0,08 %
<b>NA - Namibia</b>						

2062100	Vioolsdrift	Permanent Import	821	R45 543,00	R55,49	0,87 %
			<b>821</b>	<b>R45 543,00</b>	<b>R55,49</b>	<b>0,87 %</b>
<b>NL - Netherlands</b>						
2062100	Durban Harbour	Duty Paid	477	R259 377,00	R543,77	0,50 %
			<b>477</b>	<b>R259 377,00</b>	<b>R543,77</b>	<b>0,50 %</b>
<b>NZ - New Zealand</b>						
2062100	Durban Harbour	Duty Paid	14 987	R304 282,00	R20,30	15,81 %
2062100	Durban Harbour	Duty Paid	14 008	R303 348,00	R21,66	14,77 %
2062100	Durban Harbour	Duty Paid	12 022	R245 137,00	R20,39	12,68 %
			<b>41 018</b>	<b>R852 767,00</b>	<b>R20,79</b>	<b>43,26 %</b>
			<b>94 816</b>	<b>R2 133 449,00</b>	<b>R22,50</b>	<b>100,00 %</b>

### 0206.2200 – “Edible Offal of Bovine Animals: Frozen – Liver”

## Import Transactions By Country

Imports between 01-Apr 2026 and 30-Apr 2026

Tariff	Port	Purpose	Quantity	Price	Price Per Kg	Qty (%)
<b>AU - Australia</b>						
2062200	Durban Harbour	Warehouse Entry	91 727	R2 437 650,00	R26,58	6,14 %
2062200	Durban Harbour	Warehouse Entry	86 345	R2 350 494,00	R27,22	5,78 %
2062200	Durban Harbour	Duty Paid	73 961	R1 783 912,00	R24,12	4,95 %
2062200	Durban Harbour	Duty Paid	55 986	R1 493 515,00	R26,68	3,75 %
2062200	Durban Harbour	Duty Paid	55 961	R1 487 890,00	R26,59	3,75 %
2062200	Port Elizabeth Harbour	Warehouse Entry	51 039	R1 230 331,00	R24,11	3,42 %
2062200	Durban Harbour	Duty Paid	27 993	R746 236,00	R26,66	1,87 %
2062200	Durban Harbour	Warehouse Entry	27 698	R729 248,00	R26,33	1,86 %
2062200	Durban Harbour	Ex Warehouse - Payment of Duty	27 243	R763 649,00	R28,03	1,82 %
2062200	Port Elizabeth Harbour	Warehouse Entry	26 990	R651 727,00	R24,15	1,81 %
2062200	Durban Harbour	Duty Paid	26 921	R711 964,00	R26,45	1,80 %
2062200	Durban Harbour	Duty Paid	23 996	R587 455,00	R24,48	1,61 %
2062200	Durban Harbour	Warehouse Entry	21 591	R576 597,00	R26,71	1,45 %
2062200	Durban Harbour	Ex Warehouse - Payment of Duty	20 000	R231 916,00	R11,60	1,34 %
2062200	Cape Town Harbour	Duty Paid	19 765	R532 707,00	R26,95	1,32 %

2062200	Durban Harbour	Warehouse Entry	19 480	R524 939,00	R26,95	1,30 %
2062200	Cape Town Harbour	Duty Paid	16 395	R387 212,00	R23,62	1,10 %
2062200	Cape Town Harbour	Duty Paid	14 984	R419 437,00	R27,99	1,00 %
			<b>688 075</b>	<b>R17 646 879,00</b>	<b>R25,65</b>	<b>46,09 %</b>
<b>DE - Germany</b>						
2062200	Durban Harbour	Duty Paid	11 801	R343 383,00	R29,10	0,79 %
			<b>11 801</b>	<b>R343 383,00</b>	<b>R29,10</b>	<b>0,79 %</b>
<b>FR - France</b>						
2062200	Durban Harbour	Duty Paid	38 100	R1 039 414,00	R27,28	2,55 %
2062200	Durban Harbour	Duty Paid	25 600	R697 740,00	R27,26	1,71 %
2062200	Durban Harbour	Duty Paid	25 000	R605 912,00	R24,24	1,67 %
2062200	Durban Harbour	Duty Paid	25 000	R574 740,00	R22,99	1,67 %
2062200	Durban Harbour	Duty Paid	24 542	R545 325,00	R22,22	1,64 %
2062200	Durban Harbour	Duty Paid	24 300	R663 526,00	R27,31	1,63 %
2062200	Durban Harbour	Duty Paid	12 118	R341 182,00	R28,15	0,81 %
2062200	Durban Harbour	Duty Paid	3 331	R84 001,00	R25,22	0,22 %
			<b>177 991</b>	<b>R4 551 840,00</b>	<b>R25,57</b>	<b>11,92 %</b>
<b>GB - Great Britain</b>						
2062200	Durban Harbour	Duty Paid	49 969	R1 376 840,00	R27,55	3,35 %
2062200	Port Elizabeth Harbour	Warehouse Entry	26 164	R315 862,00	R12,07	1,75 %
2062200	Durban Harbour	Duty Paid	24 875	R672 032,00	R27,02	1,67 %
2062200	Durban Harbour	Duty Paid	24 215	R602 561,00	R24,88	1,62 %
2062200	Durban Harbour	Warehouse Entry	24 134	R368 540,00	R15,27	1,62 %
2062200	Durban Harbour	Duty Paid	21 842	R562 748,00	R25,76	1,46 %
			<b>171 200</b>	<b>R3 898 583,00</b>	<b>R22,77</b>	<b>11,47 %</b>
<b>IE - Ireland</b>						
2062200	Cape Town Harbour	Duty Paid	25 218	R646 941,00	R25,65	1,69 %
			<b>25 218</b>	<b>R646 941,00</b>	<b>R25,65</b>	<b>1,69 %</b>
<b>NL - Netherlands</b>						
2062200	Durban Harbour	Duty Paid	457	R146 830,00	R321,29	0,03 %
			<b>457</b>	<b>R146 830,00</b>	<b>R321,29</b>	<b>0,03 %</b>
<b>NZ - New Zealand</b>						
2062200	Durban Harbour	Duty Paid	55 820	R1 382 108,00	R24,76	3,74 %
2062200	Durban Harbour	Duty Paid	49 979	R1 282 535,00	R25,66	3,35 %
2062200	Durban Harbour	Duty Paid	48 015	R866 043,00	R18,04	3,22 %
2062200	Durban Harbour	Duty Paid	27 880	R707 971,00	R25,39	1,87 %
2062200	Durban Harbour	Warehouse Entry	25 000	R654 916,00	R26,20	1,67 %

2062200	Durban Harbour	Ex Warehouse - Payment of Duty	24 997	R709 888,00	R28,40	1,67 %
2062200	Durban Harbour	Duty Paid	24 997	R637 916,00	R25,52	1,67 %
2062200	Durban Harbour	Duty Paid	24 997	R614 043,00	R24,56	1,67 %
2062200	Durban Harbour	Duty Paid	24 547	R311 694,00	R12,70	1,64 %
2062200	Durban Harbour	Duty Paid	24 005	R582 493,00	R24,27	1,61 %
2062200	Durban Harbour	Warehouse Entry	24 000	R626 680,00	R26,11	1,61 %
2062200	Durban Harbour	Duty Paid	23 998	R590 936,00	R24,62	1,61 %
2062200	Durban Harbour	Ex Warehouse - Payment of Duty	19 680	R225 362,00	R11,45	1,32 %
2062200	Durban Harbour	Duty Paid	10 000	R130 518,00	R13,05	0,67 %
2062200	Durban Harbour	Ex Warehouse - Payment of Duty	7 462	R189 603,00	R25,41	0,50 %
2062200	Durban Harbour	Warehouse Entry	2 922	R36 434,00	R12,47	0,20 %
			<b>418 299</b>	<b>R9 549 140,00</b>	<b>R22,83</b>	<b>28,02 %</b>
			<b>1 493 039</b>	<b>R36 783 596,00</b>	<b>R24,64</b>	<b>100,00 %</b>

## 0206.2900 – “Edible Offal of Bovine Animals: Frozen – Other”

# Import Transactions By Country

Imports between 01-Apr 2026 and 30-Apr 2026

Tariff	Port	Purpose	Quantity	Price	Price Per Kg	Qty (%)
<b>AR - Argentina</b>						
2062900	Durban Harbour	Duty Paid	81 000	R4 066 375,00	R50,20	4,82 %
2062900	Port Elizabeth Harbour	Duty Paid	54 000	R2 823 217,00	R52,28	3,21 %
2062900	Port Elizabeth Harbour	Duty Paid	53 014	R2 562 581,00	R48,34	3,16 %
2062900	Durban Harbour	Duty Paid	27 000	R1 628 701,00	R60,32	1,61 %
2062900	Durban Harbour	Duty Paid	27 000	R1 555 508,00	R57,61	1,61 %
2062900	Cape Town Harbour	Duty Paid	27 000	R1 469 513,00	R54,43	1,61 %
2062900	Durban Harbour	Duty Paid	27 000	R1 408 331,00	R52,16	1,61 %
2062900	Durban Harbour	Duty Paid	27 000	R1 408 331,00	R52,16	1,61 %
2062900	Port Elizabeth Harbour	Duty Paid	27 000	R1 322 998,00	R49,00	1,61 %
2062900	Durban Harbour	Duty Paid	27 000	R1 283 408,00	R47,53	1,61 %
2062900	Durban Harbour	Duty Paid	27 000	R1 263 631,00	R46,80	1,61 %
2062900	Durban Harbour	Duty Paid	26 000	R1 224 108,00	R47,08	1,55 %
			<b>430 014</b>	<b>R22 016 702,00</b>	<b>R51,20</b>	<b>25,59 %</b>
<b>AU - Australia</b>						
2062900	Durban Harbour	Duty Paid	115 181	R2 292 220,00	R19,90	6,86 %

2062900	Cape Town Harbour	Duty Paid	43 997	R1 324 703,00	R30,11	2,62 %
2062900	Durban Harbour	Duty Paid	32 383	R863 676,00	R26,67	1,93 %
2062900	Durban Harbour	Duty Paid	28 898	R544 105,00	R18,83	1,72 %
2062900	Cape Town Harbour	Duty Paid	25 987	R842 665,00	R32,43	1,55 %
2062900	Durban Harbour	Duty Paid	25 984	R507 536,00	R19,53	1,55 %
2062900	Durban Harbour	Duty Paid	24 985	R345 369,00	R13,82	1,49 %
2062900	Cape Town Harbour	Duty Paid	24 980	R799 140,00	R31,99	1,49 %
2062900	Durban Harbour	Duty Paid	24 772	R425 715,00	R17,19	1,47 %
2062900	Durban Harbour	Duty Paid	23 322	R605 095,00	R25,94	1,39 %
2062900	Durban Harbour	Duty Paid	23 265	R554 100,00	R23,82	1,38 %
2062900	Durban Harbour	Duty Paid	17 995	R524 005,00	R29,12	1,07 %
2062900	Cape Town Harbour	Duty Paid	12 988	R357 332,00	R27,51	0,77 %
2062900	Cape Town Harbour	Duty Paid	8 300	R172 953,00	R20,84	0,49 %
2062900	Cape Town Harbour	Duty Paid	7 997	R455 784,00	R57,00	0,48 %
2062900	Durban Harbour	Duty Paid	3 507	R88 196,00	R25,15	0,21 %
2062900	Cape Town Harbour	Duty Paid	3 222	R81 403,00	R25,27	0,19 %
			<b>447 762</b>	<b>R10 783 997,00</b>	<b>R24,08</b>	<b>26,65 %</b>
<b>BR - Brazil</b>						
2062900	Cape Town Harbour	Duty Paid	28 009	R1 477 362,00	R52,75	1,67 %
			<b>28 009</b>	<b>R1 477 362,00</b>	<b>R52,75</b>	<b>1,67 %</b>
<b>DE - Germany</b>						
2062900	Durban Harbour	Duty Paid	12 650	R673 094,00	R53,21	0,75 %
			<b>12 650</b>	<b>R673 094,00</b>	<b>R53,21</b>	<b>0,75 %</b>
<b>FR - France</b>						
2062900	Durban Harbour	Duty Paid	37 164	R1 768 948,00	R47,60	2,21 %
2062900	Durban Harbour	Duty Paid	24 518	R487 440,00	R19,88	1,46 %
2062900	Durban Harbour	Duty Paid	24 500	R1 106 903,00	R45,18	1,46 %
2062900	Durban Harbour	Duty Paid	24 433	R473 812,00	R19,39	1,45 %
2062900	Durban Harbour	Duty Paid	12 070	R402 823,00	R33,37	0,72 %
2062900	Durban Harbour	Duty Paid	10 644	R415 703,00	R39,05	0,63 %
			<b>133 330</b>	<b>R4 655 629,00</b>	<b>R34,92</b>	<b>7,94 %</b>
<b>GB - Great Britain</b>						
2062900	Durban Harbour	Duty Paid	50 000	R1 262 957,00	R25,26	2,98 %
2062900	Cape Town Harbour	Duty Paid	24 461	R538 194,00	R22,00	1,46 %
2062900	Port Elizabeth Harbour	Duty Paid	23 500	R522 915,00	R22,25	1,40 %
			<b>97 961</b>	<b>R2 324 066,00</b>	<b>R23,72</b>	<b>5,83 %</b>
<b>NA - Namibia</b>						
2062900	Nakop	Permanent Import	25 548	R178 835,00	R7,00	1,52 %
2062900	Nakop	Permanent Import	22 523	R157 418,00	R6,99	1,34 %

2062900	Violsdrift	Permanent Import	21 195	R613 501,00	R28,95	1,26 %
2062900	Nakop	Permanent Import	19 448	R261 560,00	R13,45	1,16 %
2062900	Nakop	Permanent Import	18 793	R251 897,00	R13,40	1,12 %
2062900	Violsdrift	Permanent Import	2 749	R37 135,00	R13,51	0,16 %
2062900	Violsdrift	Permanent Import	441	R6 400,00	R14,51	0,03 %
			<b>110 696</b>	<b>R1 506 746,00</b>	<b>R13,61</b>	<b>6,59 %</b>
<b>NZ - New Zealand</b>						
2062900	Durban Harbour	Duty Paid	49 014	R949 176,00	R19,37	2,92 %
2062900	Durban Harbour	Duty Paid	24 997	R462 695,00	R18,51	1,49 %
2062900	Durban Harbour	Duty Paid	24 993	R553 874,00	R22,16	1,49 %
2062900	Durban Harbour	Duty Paid	24 845	R554 402,00	R22,31	1,48 %
2062900	Durban Harbour	Duty Paid	24 480	R452 776,00	R18,50	1,46 %
2062900	Durban Harbour	Duty Paid	23 936	R437 752,00	R18,29	1,42 %
2062900	Durban Harbour	Duty Paid	19 312	R988 417,00	R51,18	1,15 %
2062900	Durban Harbour	Duty Paid	17 692	R388 421,00	R21,96	1,05 %
2062900	Durban Harbour	Duty Paid	11 919	R261 031,00	R21,90	0,71 %
2062900	Durban Harbour	Duty Paid	9 520	R355 477,00	R37,34	0,57 %
			<b>230 708</b>	<b>R5 404 021,00</b>	<b>R23,42</b>	<b>13,73 %</b>
<b>UC - Unclassified</b>						
2062900	Nakop	IN-TRANSIT	8 364	R232 763,00	R27,83	0,50 %
			<b>8 364</b>	<b>R232 763,00</b>	<b>R27,83</b>	<b>0,50 %</b>
<b>US - United States</b>						
2062900	Durban Harbour	Duty Paid	53 955	R1 373 592,00	R25,46	3,21 %
2062900	Port Elizabeth Harbour	Duty Paid	27 216	R642 681,00	R23,61	1,62 %
2062900	Durban Harbour	Duty Paid	27 040	R680 252,00	R25,16	1,61 %
2062900	Durban Harbour	Duty Paid	24 494	R564 217,00	R23,03	1,46 %
2062900	Durban Harbour	Duty Paid	24 435	R531 432,00	R21,75	1,45 %
2062900	Cape Town Harbour	Duty Paid	23 582	R556 440,00	R23,60	1,40 %
			<b>180 722</b>	<b>R4 348 614,00</b>	<b>R24,06</b>	<b>10,76 %</b>
			<b>1 680 217</b>	<b>R53 422 994,00</b>	<b>R31,80</b>	<b>100,00 %</b>

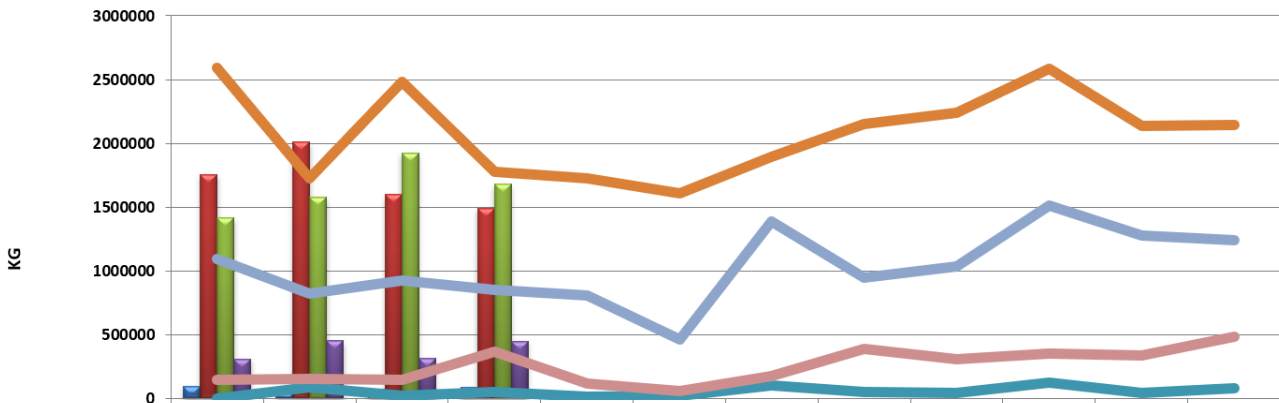
0206.9000 – “Edible Offal: Frozen – Other”

# Import Transactions By Country

Imports between 01-Apr 2026 and 30-Apr 2026

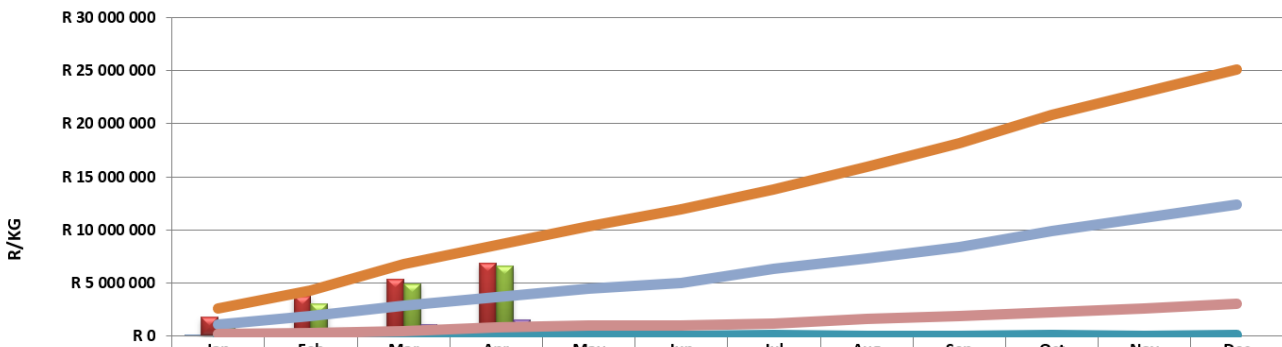
Tariff	Port	Purpose	Quantity	Price	Price Per Kg	Qty (%)
<b>AU - Australia</b>						
2069000	Cape Town Harbour	Duty Paid	26 000	R655 328,00	R25,20	5,75 %
2069000	Durban Harbour	Duty Paid	25 996	R636 541,00	R24,49	5,75 %
2069000	Cape Town Harbour	Duty Paid	25 000	R568 943,00	R22,76	5,53 %
2069000	Durban Harbour	Duty Paid	24 997	R607 731,00	R24,31	5,53 %
2069000	Durban Harbour	Duty Paid	22 566	R518 167,00	R22,96	4,99 %
2069000	Durban Harbour	Duty Paid	22 057	R259 600,00	R11,77	4,88 %
2069000	Cape Town Harbour	Duty Paid	15 509	R474 353,00	R30,59	3,43 %
2069000	Cape Town Harbour	Duty Paid	7 994	R442 622,00	R55,37	1,77 %
			<b>170 118</b>	<b>R4 163 285,00</b>	<b>R24,47</b>	<b>37,63 %</b>
<b>BR - Brazil</b>						
2069000	Durban Harbour	Duty Paid	99 820	R774 378,00	R7,76	22,08 %
2069000	Durban Harbour	Duty Paid	24 380	R210 543,00	R8,64	5,39 %
2069000	Durban Harbour	Duty Paid	24 020	R183 523,00	R7,64	5,31 %
			<b>148 220</b>	<b>R1 168 444,00</b>	<b>R7,88</b>	<b>32,79 %</b>
<b>NL - Netherlands</b>						
2069000	Cape Town Harbour	Duty Paid	26 390	R286 566,00	R10,86	5,84 %
			<b>26 390</b>	<b>R286 566,00</b>	<b>R10,86</b>	<b>5,84 %</b>
<b>NZ - New Zealand</b>						
2069000	Durban Harbour	Duty Paid	55 961	R1 280 663,00	R22,89	12,38 %
2069000	Cape Town Harbour	Duty Paid	26 805	R579 576,00	R21,62	5,93 %
2069000	Cape Town Harbour	Duty Paid	24 600	R527 590,00	R21,45	5,44 %
			<b>107 366</b>	<b>R2 387 829,00</b>	<b>R22,24</b>	<b>23,75 %</b>
			<b>452 094</b>	<b>R8 006 124,00</b>	<b>R17,71</b>	<b>100,00 %</b>

**Imports Under 0206.21.00 / 0206.22.00 / 0206.29.00 / 0206.90.00  
2025-2026 Quantity KG**



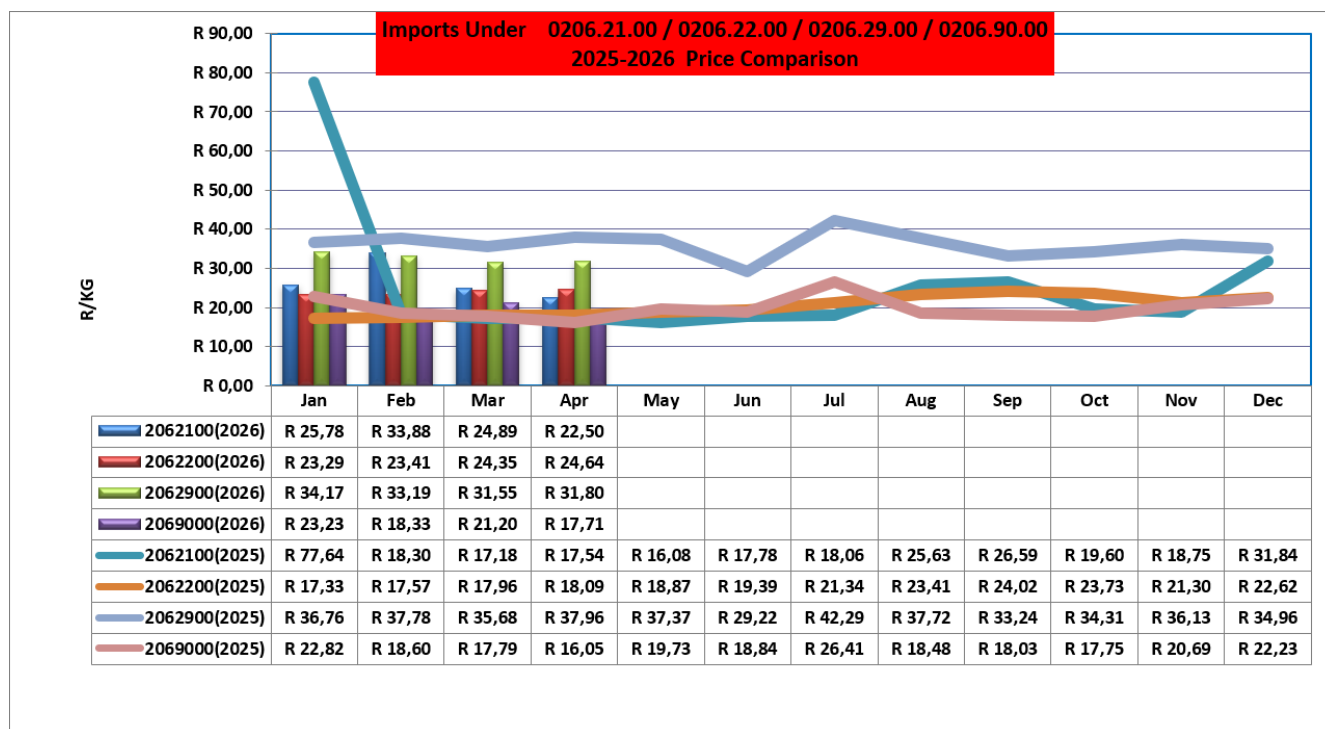
	Jan	Feb	Mar	Apr	May	Jun	Jul	Aug	Sep	Oct	Nov	Dec
2062100(2026)	99780	42554	79303	94816								
2062200(2026)	1757508	2010254	1600163	1493039								
2062900(2026)	1416238	1580364	1926207	1680217								
2069000(2026)	314236	454667	318622	452094								
2062100(2025)	675	94520	22888	51408	17544	23528	103822	54789	48857	131523	50908	86031
2062200(2025)	2591310	1729638	2484133	1775309	1730048	1607981	1899523	2150673	2239626	2584171	2135824	2143343
2062900(2025)	1092903	825069	924785	852812	811126	465256	1389221	952383	1041286	1513648	1280793	1246646
2069000(2025)	148983	157310	146963	373012	123579	60374	182752	395037	314893	352498	338258	485293

**Imports Under 0206.2100 / 0206.22.00 / 0206.29.00 / 0206.90.00  
2025/2026 Cumulative**



	Jan	Feb	Mar	Apr	May	Jun	Jul	Aug	Sep	Oct	Nov	Dec
2062100(2026)	99780	142334	221637	316453								
2062200(2026)	1757508	3767762	5367925	6860964								
2062900(2026)	1416238	2996602	4922809	6603026								
2069000(2026)	314236	768903	1087525	1539619								
2062100(2025)	675	94520	22888	51408	17544	23528	103822	54789	48857	131523	50908	86031
2062200(2025)	2591310	4320948	6805081	8580390	10310438	11918419	13817942	15968615	18208241	20792412	22928236	25071579
2062900(2025)	1092903	1917972	2842757	3695569	4506695	4971951	6361172	7313555	8354841	9868489	11149282	12395928
2069000(2025)	148983	306293	453256	826268	949847	1010221	1192973	1588010	1902903	2255401	2593659	3078952

## Price



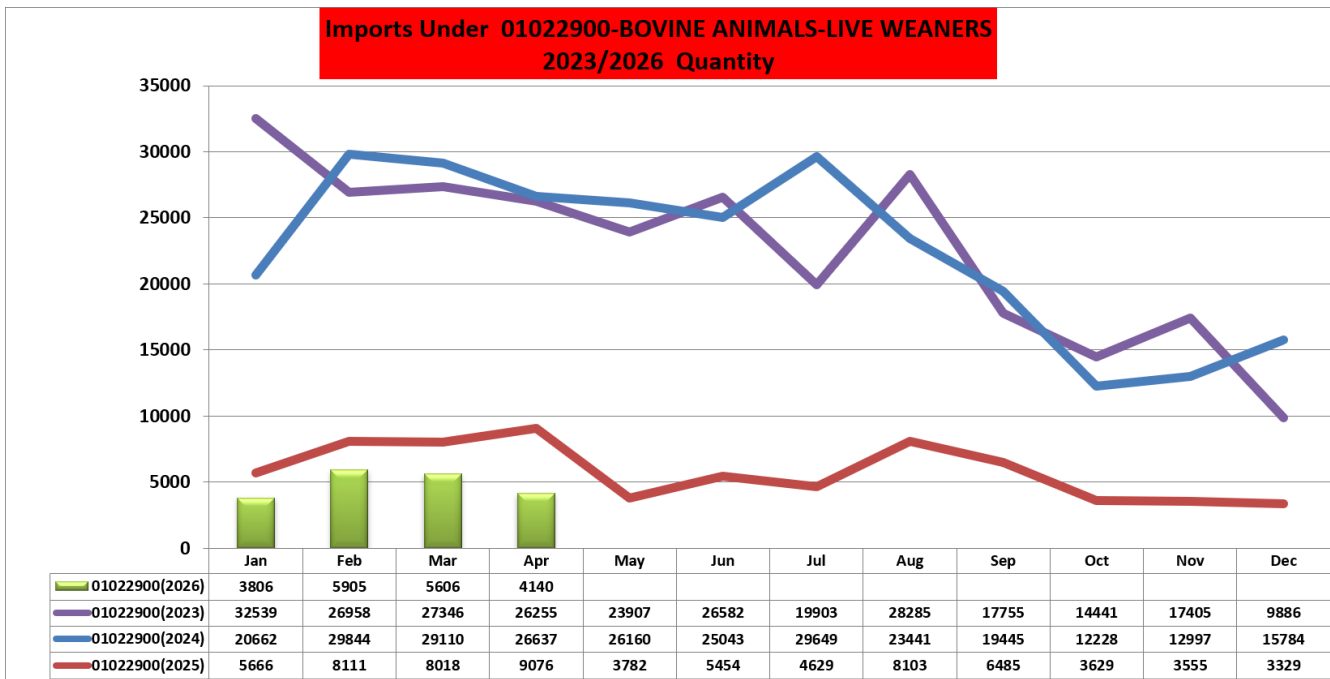
## 01022900 – “Bovine Animals: Live Weaners”

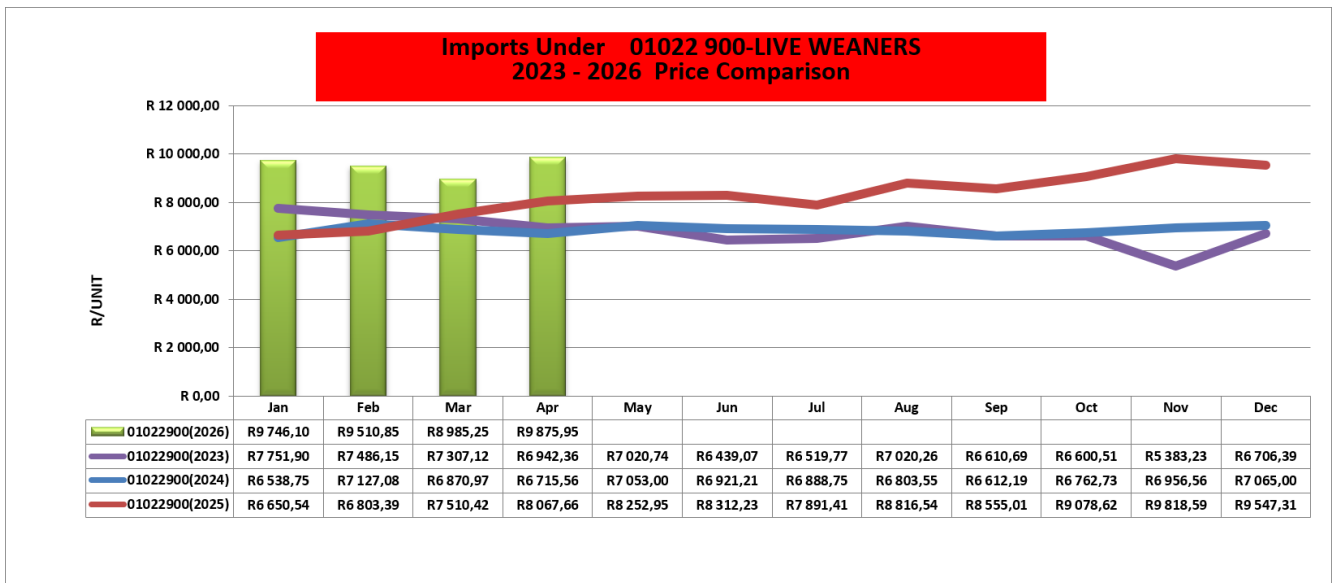
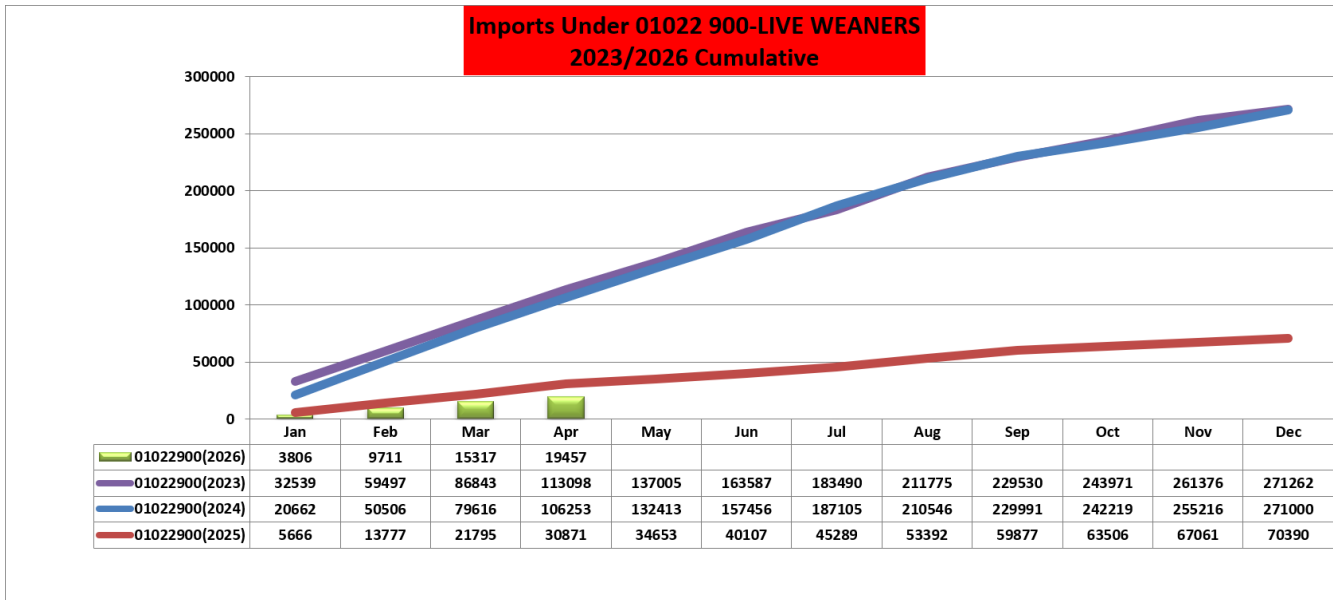
# Import Transactions By Country

Imports between 01-Apr 2026 and 30-Apr 2026

Tariff	Port	Purpose	Quantity	Price	Price Per Unit	Qty (%)
<b>NA - Namibia</b>						
1022900	Nakop	Permanent Import	813	R7 811 589,00	R9 608,35	19,64 %
1022900	Nakop	Permanent Import	618	R5 851 864,00	R9 469,04	14,93 %
1022900	Nakop	Permanent Import	339	R2 759 460,00	R8 140,00	8,19 %
1022900	Nakop	Permanent Import	332	R2 855 617,00	R8 601,26	8,02 %
1022900	Nakop	Permanent Import	325	R3 279 911,00	R10 092,03	7,85 %
1022900	Violsdrift	Permanent Import	290	R3 106 850,00	R10 713,28	7,00 %
1022900	Violsdrift	Permanent Import	279	R3 136 200,00	R11 240,86	6,74 %
1022900	Violsdrift	Permanent Import	276	R3 196 500,00	R11 581,52	6,67 %
1022900	Violsdrift	Permanent Import	272	R2 973 550,00	R10 932,17	6,57 %

1022900	Nakop	Permanent Import	211	R2 304 297,00	R10 920,84	5,10 %
1022900	Violsdrift	Permanent Import	187	R1 970 800,00	R10 539,04	4,52 %
1022900	Nakop	Permanent Import	110	R816 135,00	R7 419,41	2,66 %
1022900	Violsdrift	Permanent Import	88	R823 680,00	R9 360,00	2,13 %
			<b>4 140</b>	<b>R40 886 453,00</b>	<b>R9 875,95</b>	<b>100,00 %</b>
			<b>4 140</b>	<b>R40 886 453,00</b>	<b>R9 875,95</b>	<b>100,00 %</b>





**0104 1000-LIVE SHEEP**

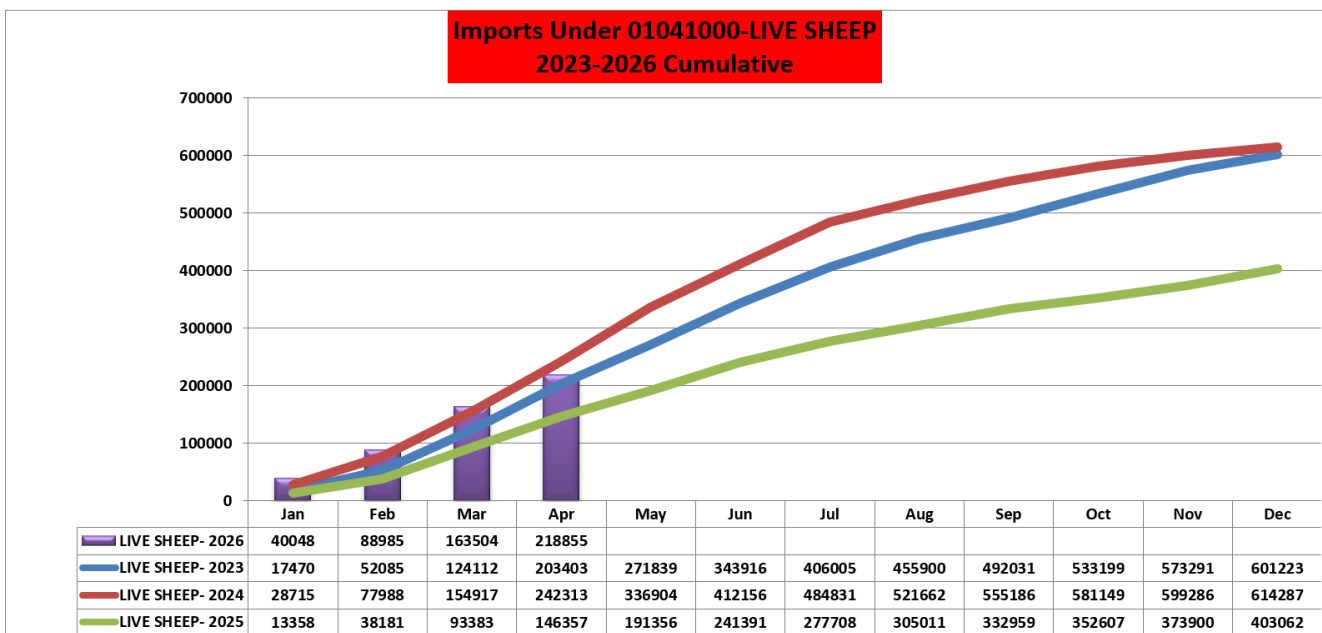
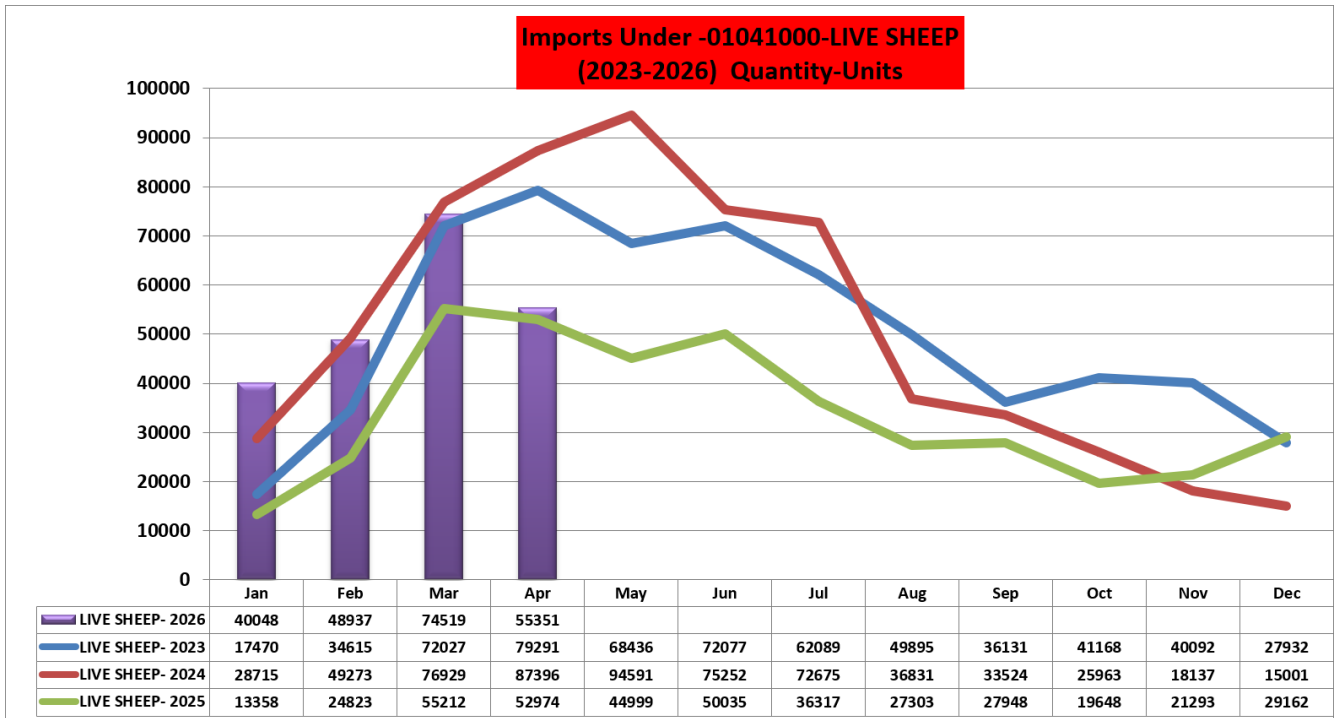
# Import Transactions By Country

Imports between 01-Apr 2026 and 30-Apr 2026

Tariff	Port	Purpose	Quantity	Price	Price Per Kg	Qty (%)
<b>NA - Namibia</b>						
1041000	Nakop	Permanent Import	4 410	R5 947 837,00	R1 348,72	7,97 %
1041000	Violsdrift	Permanent Import	3 701	R5 021 870,00	R1 356,90	6,69 %
1041000	Nakop	Permanent Import	3 441	R4 391 700,00	R1 276,29	6,22 %

1041000	Nakop	Permanent Import	3 082	R3 993 164,00	R1 295,64	5,57 %
1041000	Nakop	Permanent Import	2 724	R3 620 800,00	R1 329,22	4,92 %
1041000	Nakop	Permanent Import	2 712	R3 614 000,00	R1 332,60	4,90 %
1041000	Nakop	Permanent Import	2 507	R2 985 400,00	R1 190,83	4,53 %
1041000	Nakop	Permanent Import	2 228	R3 123 947,00	R1 402,13	4,03 %
1041000	Nakop	Permanent Import	2 209	R3 018 800,00	R1 366,59	3,99 %
1041000	Nakop	Permanent Import	2 199	R2 813 800,00	R1 279,58	3,97 %
1041000	Violsdrift	Permanent Import	2 190	R2 895 000,00	R1 321,92	3,96 %
1041000	Nakop	Permanent Import	2 095	R2 748 150,00	R1 311,77	3,78 %
1041000	Nakop	Permanent Import	1 906	R2 788 000,00	R1 462,75	3,44 %
1041000	Nakop	Permanent Import	1 680	R2 238 125,00	R1 332,22	3,04 %
1041000	Nakop	Permanent Import	1 610	R2 175 000,00	R1 350,93	2,91 %
1041000	Violsdrift	Permanent Import	1 550	R2 502 650,00	R1 614,61	2,80 %
1041000	Violsdrift	Permanent Import	1 550	R2 086 050,00	R1 345,84	2,80 %
1041000	Violsdrift	Permanent Import	1 526	R1 995 450,00	R1 307,63	2,76 %
1041000	Violsdrift	Permanent Import	1 520	R1 994 250,00	R1 312,01	2,75 %
1041000	Violsdrift	Permanent Import	1 507	R2 345 572,00	R1 556,45	2,72 %
1041000	Nakop	Permanent Import	1 447	R1 876 400,00	R1 296,75	2,61 %
1041000	Nakop	Permanent Import	1 420	R2 040 000,00	R1 436,62	2,57 %
1041000	Nakop	Permanent Import	837	R1 116 400,00	R1 333,81	1,51 %
1041000	Violsdrift	Permanent Import	795	R802 950,00	R1 010,00	1,44 %
1041000	Violsdrift	Permanent Import	755	R762 550,00	R1 010,00	1,36 %
1041000	Violsdrift	Permanent Import	750	R1 230 000,00	R1 640,00	1,35 %
1041000	Violsdrift	Permanent Import	750	R1 200 000,00	R1 600,00	1,35 %
1041000	Violsdrift	Permanent Import	750	R1 200 000,00	R1 600,00	1,35 %
1041000	Violsdrift	Permanent Import	750	R1 015 500,00	R1 354,00	1,35 %

1041000	Voioolsdrift	Permanent Import	750	R825 000,00	R1 100,00	1,35 %
			55 351	R74 368 365,00	R1 343,58	100,00 %
			55 351	R74 368 365,00	R1 343,58	100,00 %



**Imports Under-01041000 LIVE SHEEP  
2023 - 2026-Price Comparison**

